


	<p>Get down to your child's level</p> <p>When you get down to your child's level, they will be able to see what you are looking at, and hear your sentences more easily, and you will be sure that you are talking about what interests them the most.</p> <p>https://tinyurl.com/getdowntoyourchildslevel</p>
	<p>Follow your child's lead</p> <p>When you follow your child's lead and interests, you can model the language they need to talk about what interests them. This will help them learn words more quickly.</p> <p>https://tinyurl.com/followyourchildslead</p>
	<p>Pause and wait for your child</p> <p>When you pause and wait for your child to show you what they are interested in, it gives them time to start communicating or respond to your actions or words. Your child may point, look at an object or say a word. The words you say will be all about what has interested them, making it easier for them to learn.</p> <p>https://tinyurl.com/pauseandwait</p>
	<p>Describe what your child is doing</p> <p>When you describe what your child is doing or looking at, you are modelling the language they need to talk about what interests them. This will help them learn words more quickly.</p> <p>https://tinyurl.com/describewhatshappening</p>



Listen, watch and respond

When you listen, watch and respond to your child's communication, it helps keep the conversation going about something your child is interested in. The more turns you and your child take, the more words and sentences your child will learn.

<https://tinyurl.com/listenwatchrespond>



Copy what they say and add a word

When you copy what your child says and add a word, it helps your child know they have shared their ideas with you and helps them learn how to make their sentences longer. If your child says 'car', you can reply with 'big car', 'fast car' or 'red car'.

<https://tinyurl.com/addingwords>



Use fewer questions

Questions can put pressure on a child to talk when they may not have the language to answer. To help your child, describe what is happening and talk about what you are doing as you and your child do it. When you describe what your child is doing or looking at, you are modelling the language they need to talk about what interests them. This will help them learn words more quickly. <https://tinyurl.com/askfewerquestions>



Open questions

When you do ask questions try to keep them 'open'. That means 'what', 'why', 'where', 'who' and 'how' questions that encourage more than just Yes or No answers. When you ask open questions, it helps open up the conversation, allowing it to continue with more turns and follow the child's interests.

<https://tinyurl.com/askopenquestions>



Have fun and use an interesting voice

When you show you are having fun and use an interesting voice, it will encourage your child to focus and listen to what you are saying. Having fun together will encourage your child to communicate with you.

<https://tinyurl.com/useaninterestingvoice>