

Roma Translanguaging Enquiry Learning Space








Overview of Enquiry 2: Ancient Mesopotamia

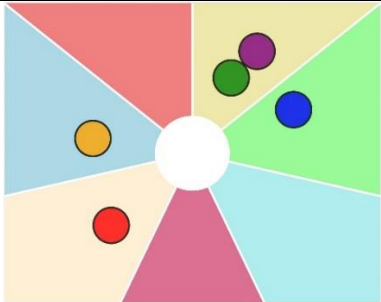








This is an overview of what happens in each chapter of this enquiry. Each column shows what will appear on each screen. Each numbered row is one chapter of the enquiry:













- introduction and setting questions (1-4)
- travel back in time (5)
- meet characters (6-8) – each character's video starts with a birds-eye view of ancient Baghdad
- travel forward in time (9-10)
- conclusion and answering questions (11).

The final (right) column in this document is a summary of what happens in each chapter, and what activities the characters set for the children.

Section	A Left screen	B Front – character screen	C Right screen	D Back screen	Description and <i>actions for teachers</i>
1 Aunt Teresa start					<p>Aunt Teresa appears on screen. She tells the children to open a gift in a box: she found it buried in the sand, and needs their help to find out</p> <ol style="list-style-type: none"> 1. what it is 2. who owned it 3. what life was like for people living in ancient Baghdad. <p>She then tells the children they will visit her in Baghdad.</p> <p><i>Paper activity – fill in visa form</i></p>

2 Air trave l video					<p>Watch video: travel from Metro station through Newcastle Airport, landing in Baghdad.</p> <p>[NOTE: the video shows Dubai airport as there was no suitable footage of Baghdad airport]</p>
3 airpo rt					<p>Tannoy voice tells the children they are at Baghdad airport. Aunt Teresa greets the children. They walk past protestors who think the archaeological treasures they find belong to the people of Iraq, and shouldn't go to a museum in England.</p> <p>Watch video: drive to archaeological dig.</p>
4 dig site					<p>Aunt Teresa welcomes the children to the dig.</p> <p><i>Instruction: Find the carpet and sit on it.</i></p>
5 back in time	 <p>The small square images represent different world civilisations. Dragging the hand back or forwards in time will show/hide the world civilisations that existed at a given time. Civilisations that did not exist at that time are greyed out. Tapping on one square image (not possible when that image is greyed out) will show more information at the bottom of the screen: a larger image, dates, and a short fact about that civilisation.</p>				<p>Use the history timeline slider on the tabletop to understand how far back in time we will travel.</p>

	Back in time video plays on all 4 walls				Watch the back in time video
Voting		<p>NOTE: Within one session, this screen will remove a segment once that character has been met. Children vote even when only one character remains. The system cannot remember which characters were met in a previous session, so the teacher may choose to skip through some chapters or use them as review.</p>			<p>This voting screen appears each time the children need to choose which character to meet next. Each child can drag a coloured counter from the centre to the segment for the character they want to meet. The decision can be made only when a majority (plurality, more than 50% of votes) is reached.</p>
6 Ahuni slave child					<p>Ahuni tells the children about his life as a slave child. He suggests that the object is a piece of the toy cart his master's child plays with.</p> <p><i>Task 1: sorting – which items belong to Ahuni, which items belong to his master?</i> <i>Task 2: pelmanism – find pairs of toys. Some are modern, some are old.</i></p>
7 Adapa slave master					<p>Adapa tells the children about his life as a merchant who owns many slaves. He suggests that the object is a piece from a serving plate which he used at a party.</p> <p><i>Task 1: make a picture using triangles.</i> <i>Task 2: draw a picture of a pleasure garden inspired by the Hanging Gardens of Babylon.</i></p>

8M Moumis priest					<p>Moumis the priest tells the children about the importance of the temple he is standing outside. He suggests that the object is a piece from a broken urn.</p> <p><i>Task 1: zodiac – tap the pictures to find out which zodiac sign matches your birthday (or today's date).</i></p> <p><i>Task 2: PAPER ACTIVITY – write your name in a cuneiform alphabet</i></p>
9 Tannoy voice					<p>Airport tannoy voice breaks through into the past to tell children that their time in ancient Babylon is now complete.</p> <p><i>Instruction: sit on carpet to return to present day.</i></p>
10	Time travel video on all 4 walls				Watch forward in time video to return to the present day.
11 Aunt Teresa end					<p>Aunt Teresa welcomes the children back to the present day (children are back at school, Aunt Teresa is at the dig site).</p> <p>Can you answer my questions about the piece of clay?</p> <ol style="list-style-type: none"> 1. What is it? 2. who owned it? <p>Children stand in front of the character they think owned the object.</p> <ol style="list-style-type: none"> 3. Now, what was life like for the people living in ancient Baghdad? Tell your teacher all about it. <p>Final question: You have seen the protestors at the dig. Do you want to take my gift to your country rather than the Baghdad museum? Do you think it's right for you to keep the artefact or should you send it back to me in Iraq?</p>