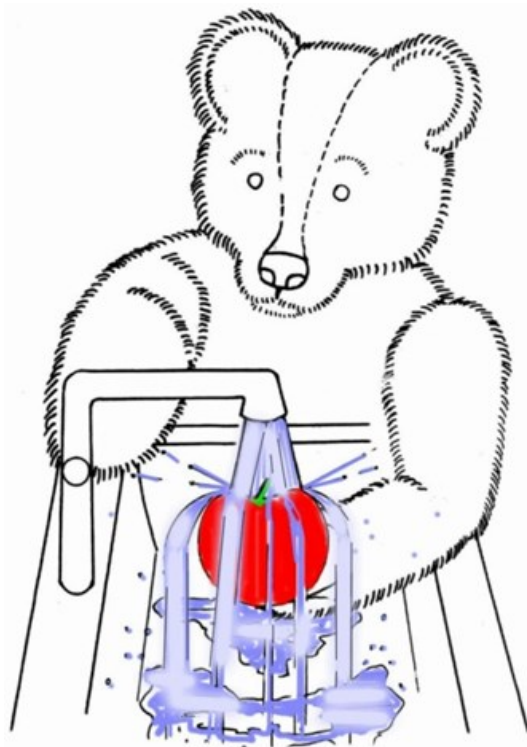



**B** **E** **S** **T**

**Building**  
**Early**  
**Sentences**  
**Therapy**




**Listen to Learn**  
**Homework Booklet**


## Set C—Eating



The man is eating an apple




The man is eating an orange




The man is eating a banana



The man is eating a carrot

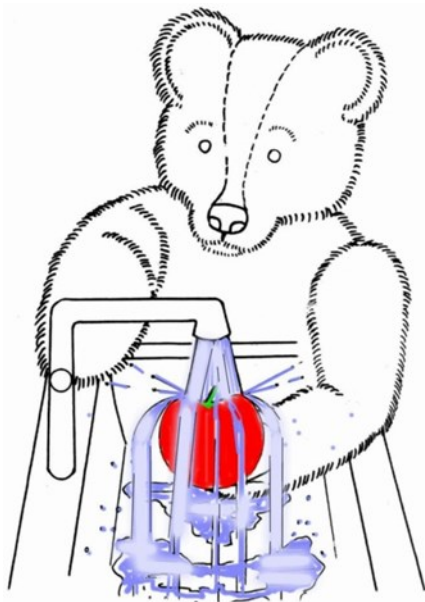


The man is eating a lolly

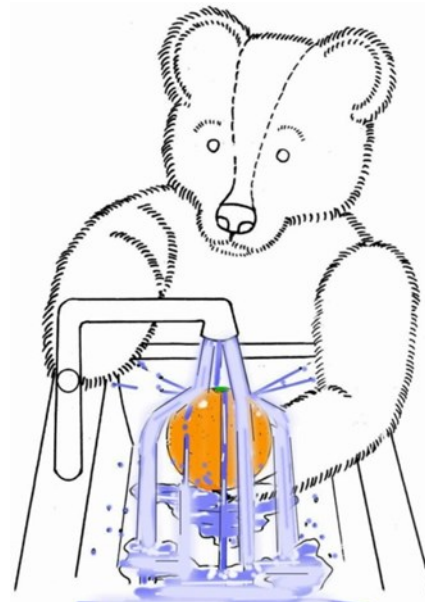


The teddy is eating a banana

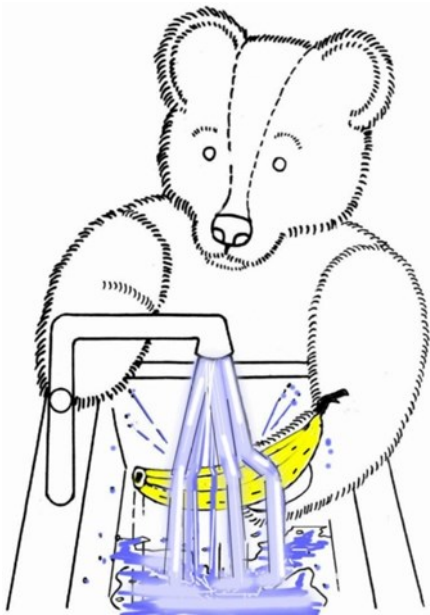
## **Set B — Washing**




The teddy is washing  
an apple



The teddy is washing  
an orange



The teddy is washing a  
banana



The teddy is washing a  
carrot



The teddy is washing a  
spoon



The teddy is washing a  
cup

## Set D — Riding



The boy is riding a cat



The boy is riding a horse




The boy is riding a bike



The baby is riding a bike


## Set D — Smelling



The baby is smelling  
an apple



The baby is smelling  
a flower



The baby is smelling  
an orange



The baby is smelling  
a banana




The baby is smelling  
a sock




The baby is smelling  
a carrot


## Set G — Putting



The baby is putting a spoon  
on the table

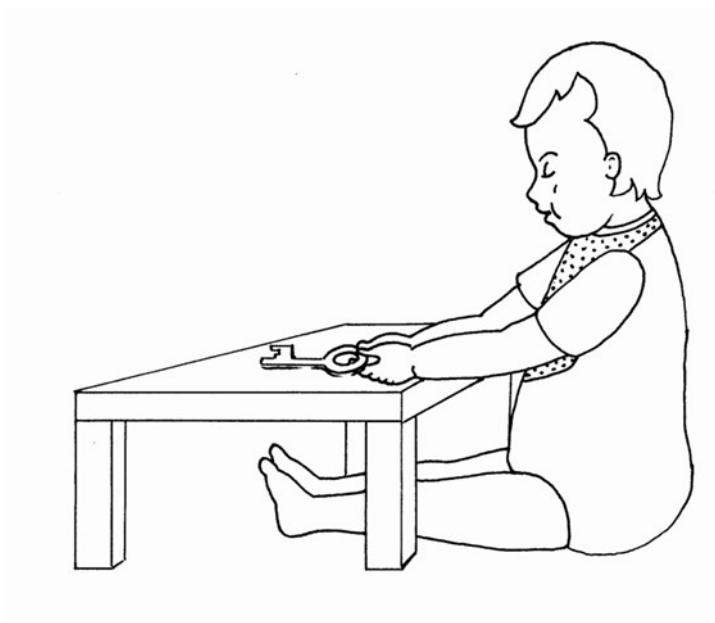


The baby is putting a cup on  
the table



The baby is putting a flower  
on the table





The baby is putting a key on  
the table



The man is putting a phone  
on the table



The man is putting a spoon  
on the bed



The man is putting a key on  
the bed



The man is putting a phone  
on the bed



The man is putting a flower  
on the bed



The man is putting a cup on  
the bed

# Well Done!

You looked and listened  
really well!



Cut out this star and stick it on your track

It goes on number 8. It looks  
like this:

