

Build it: Construction Starter Set



early learning centre



As well as developing two-handed play this game gives the helper hand practice in:

Thumb/finger grasping

Whole hand grasping

Holding


Reaching

Releasing


Wrist and forearm movements

<http://research.ncl.ac.uk/hemiplegiaresearch-fungames>


There are all sorts of things that your child can make with this set.



Your child will need to use his/her two hands together to hold things steady and screw them into place.



Your child can use fingers or the screwdriver to tighten the nuts and bolts ...



... and he/she can loosen them using fingers or the plastic wrench.



Make sure some of the pieces are an arm's reach away on the helper side to encourage your child to stretch with that hand to reach them.

We hope that your child will enjoy making all sorts of different models with this game.