


B **E** **S** **T**

Building
Early
Sentences
Therapy



7

Listen to Learn
Homework Booklet



Homework guide

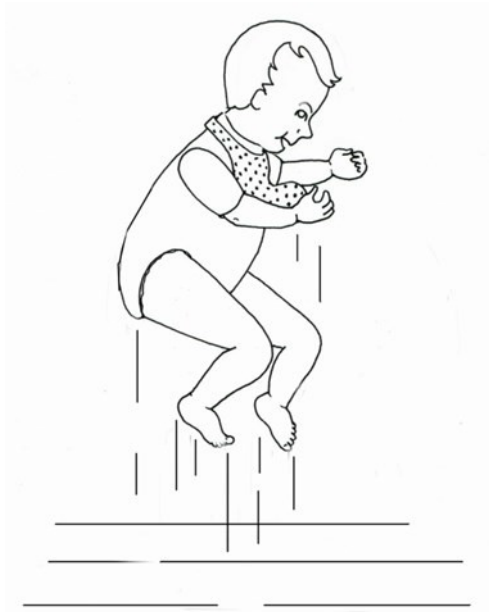
These homework packs have been designed to support the language skills your child is learning during the BEST sessions by giving them **extra listening opportunities in a different setting**. There is one booklet for each of the 16 BEST sessions containing the same sentences used in the session. Try to spend **5-10 minutes each day** (or as often as you can!) going through the booklets with your child. You can scan the QR code at the bottom for a video showing what to do and follow the tips below. Make sure your child's teacher gives you a new homework booklet after each BEST session.



- Point to each picture in turn and leave a short gap to see if your child wants to describe the picture, **but don't ask them to describe it**.
- If your child describes the picture but does not say what you expect, **don't correct them. Describe the picture to your child and say what you can see. The most important thing is to look at the pictures together.**
- If your child says nothing **don't prompt them, just say the full sentence.**
- It is important that you **do not ask your child to repeat the sentence after you have spoken.**
- Your child does not have to be looking at you or at the pictures, as long as they can hear what you are saying.







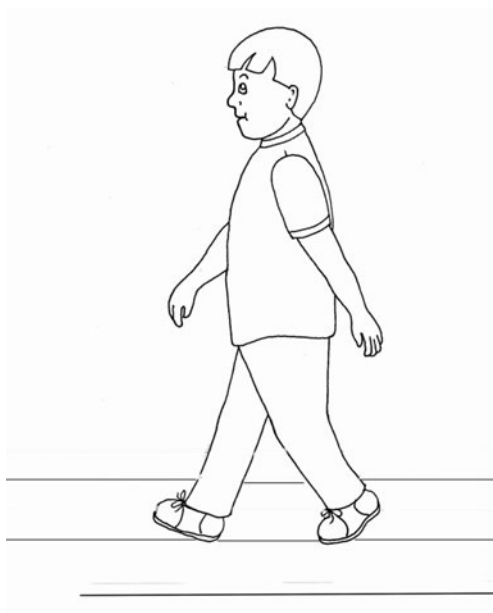
Set B — Jumping





Set B — Walking





Set E—Kissing









Set E—Hugging



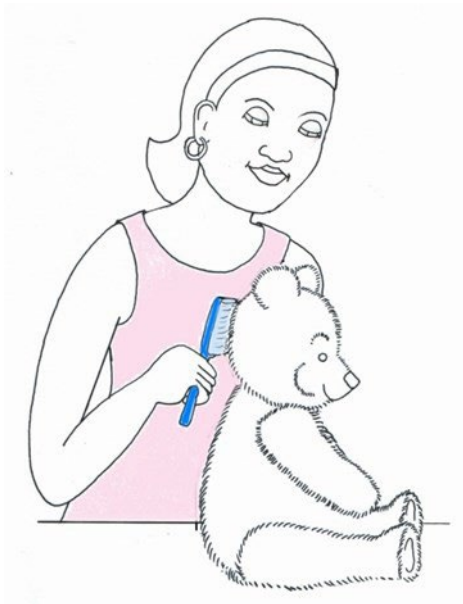
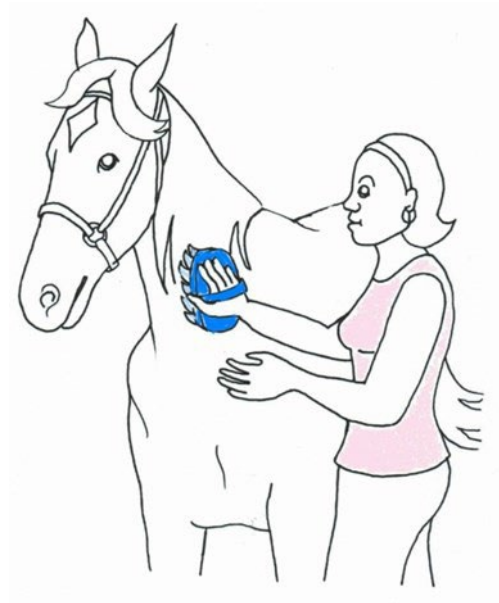


Set F—Kicking





Set F — Brushing



Well Done!

You looked and listened
really well!



Cut out this star and stick it on your track

It goes on number 7. It looks
like this:

