

**BEST**

**Building  
Early  
Sentences  
Therapy**




**2**

*Listen to Learn  
Homework Booklet*




## Homework guide

These homework packs have been designed to support the language skills your child is learning during the BEST sessions by giving them **extra listening opportunities in a different setting**. There is one booklet for each of the 16 BEST sessions containing the same sentences used in the session. Try to spend **5-10 minutes each day** (or as often as you can!) going through the booklets with your child. You can scan the QR code at the bottom for a video showing what to do and follow the tips below. Make sure your child's teacher gives you a new homework booklet after each BEST session.



“Let's look at some pictures together!”


- Point to each picture in turn and leave a short gap to see if your child wants to describe the picture, **but don't ask them to describe it**.
- If your child describes the picture but does not say what you expect, **don't correct them. Describe the picture to your child and say what you can see. The most important thing is to look at the pictures together.**
- If your child says nothing **don't prompt them, just say the full sentence.**
- It is important that you **do not ask your child to repeat the sentence after you have spoken.**
- Your child does not have to be looking at you or at the pictures, as long as they can hear what you are saying.




Child: “Girl sitting”  
Adult: “Yes! The girl is sitting.”

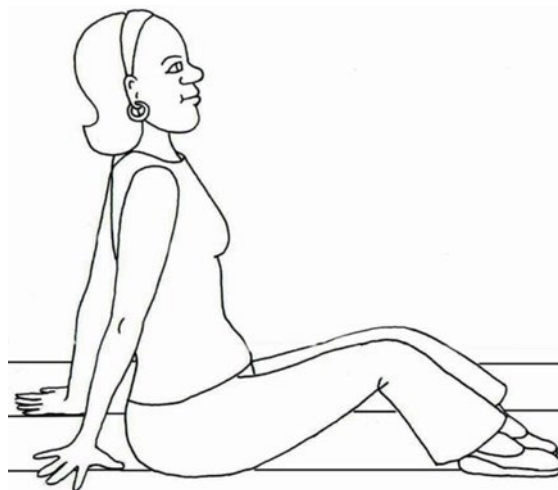



# Set A — Laughing



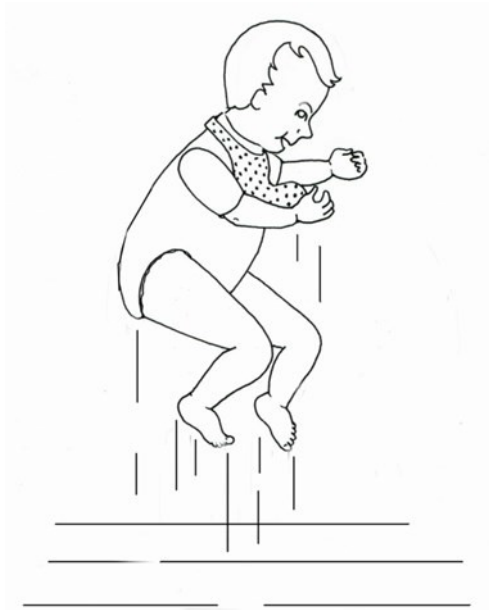


**Set A — Sitting**









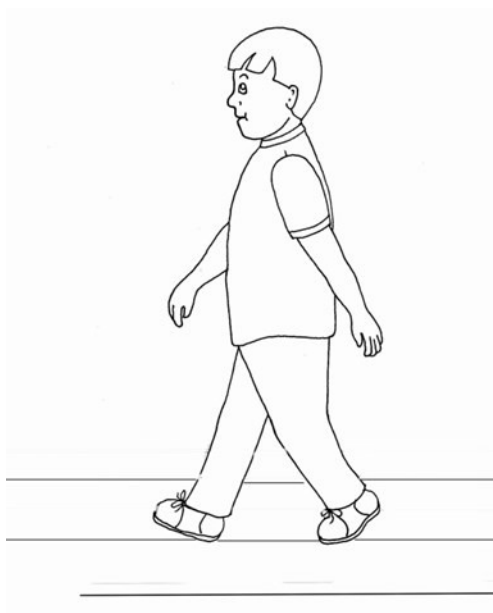
# Set B — Jumping





## Set B — Walking







# Set E—Kissing





## Set E—Hugging





# Well Done!

You looked and listened  
really well

You deserve a pat on the back!



Cut out this star and stick it on your track

It goes on number 2. It looks  
like this:

