


B **E** **S** **T**

Building
Early
Sentences
Therapy




11

Listen to Learn
Homework Booklet




Homework guide

These homework packs have been designed to support the language skills your child is learning during the BEST sessions by giving them **extra listening opportunities in a different setting**. There is one booklet for each of the 16 BEST sessions containing the same sentences used in the session. Try to spend **5-10 minutes each day** (or as often as you can!) going through the booklets with your child. You can scan the QR code at the bottom for a video showing what to do and follow the tips below. Make sure your child's teacher gives you a new homework booklet after each BEST session.



“Let’s look at some pictures together!”


- Point to each picture in turn and leave a short gap to see if your child wants to describe the picture, **but don’t ask them to describe it**.
- If your child describes the picture but does not say what you expect, **don’t correct them. Describe the picture to your child and say what you can see. The most important thing is to look at the pictures together.**
- If your child says nothing **don’t prompt them, just say the full sentence.**
- It is important that you **do not ask your child to repeat the sentence after you have spoken.**
- Your child does not have to be looking at you or at the pictures, as long as they can hear what you are saying.

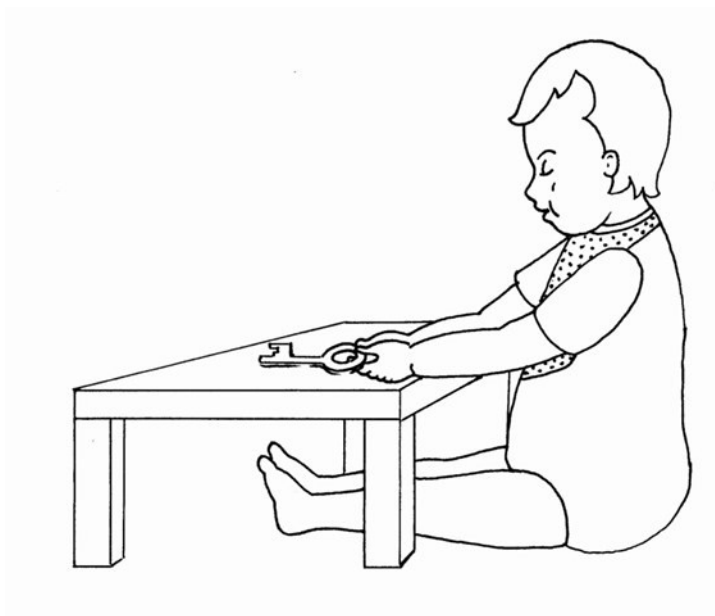



Child: “Girl sitting”
Adult: “Yes! The girl is sitting.”



Set G — Putting











Set H—Pouring





Set I — Putting







Set I — Pouring







Well Done!

You looked and listened
really well!



Cut out this star and stick it on your track

It goes on number 11. It
looks like this:

