


B **E** **S** **T**

Building
Early
Sentences
Therapy



7

Listen to Learn
Homework Booklet



Homework guide


These homework packs have been designed to support the language skills your child is learning during the BEST sessions by giving them

extra listening opportunities in a different setting. There is one

booklet for each of the 16 BEST sessions containing the same


sentences used in the session. Try to spend **5-10 minutes each day**

(or as often as you can!) going through the booklets with your child. You can scan the QR code at the bottom for a video showing what to do and follow the tips below. Make sure your child's teacher gives you a new homework booklet after each BEST session.



“Let’s look at some pictures together!”

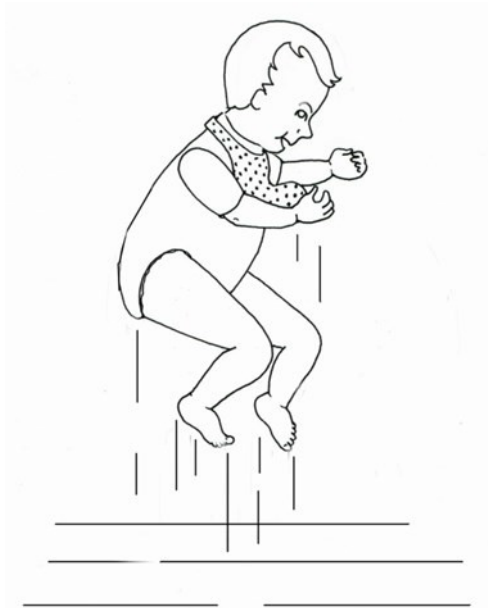
- Point to each picture in turn and leave a short gap to see if your child wants to describe the picture, **but don’t ask them to describe it.**
- If your child describes the picture but misses out a word or uses an incorrect word **don’t correct it, say the correct sentence in full after your child has spoken. The most important thing is that your child hears the full sentence.**
- If your child says nothing **don’t prompt them, just say the full sentence.**
- It is important that you **do not ask your child to repeat the sentence after you have spoken.**
- Your child does not have to be looking at you or at the pictures, as long as they can hear the sentence.



Child: “Girl sitting”
Adult: “Yes! The girl is sitting.”



Set B — Jumping



The baby is jumping



The woman is jumping



The boy is jumping



The girl is jumping




The teddy is jumping




The man is jumping

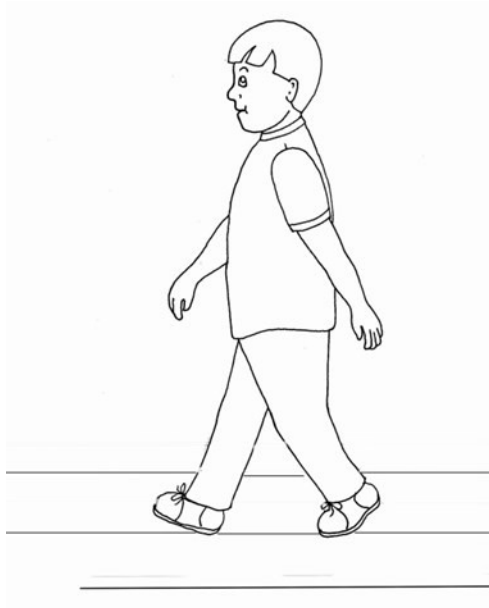
Set B — Walking



The man is walking




The woman is walking



The boy is walking



The girl is walking



The teddy is walking



The baby is walking

Set E—Kissing



The boy is kissing a cat



The boy is kissing a horse



The boy is kissing
a teddy



The boy is kissing a baby



The girl is kissing a baby

Set E—Hugging



The girl is hugging a horse



The girl is hugging a teddy




The girl is hugging a baby



The girl is hugging a cat


Set F—Kicking



The girl is kicking an apple



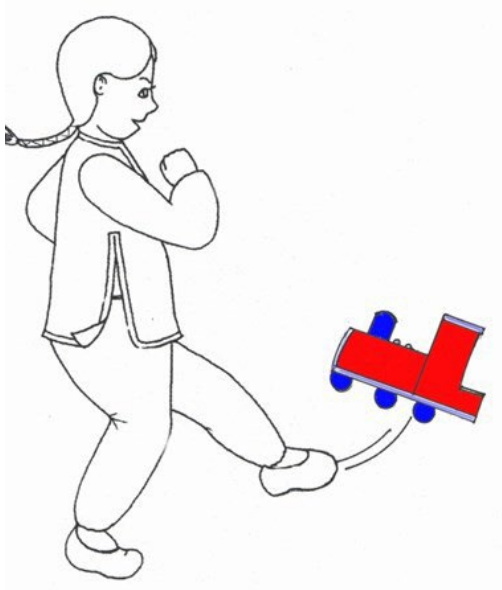
The girl is kicking an orange



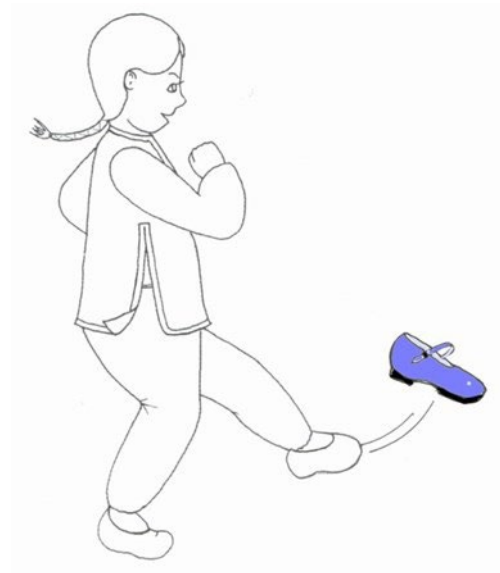
The girl is kicking a ball



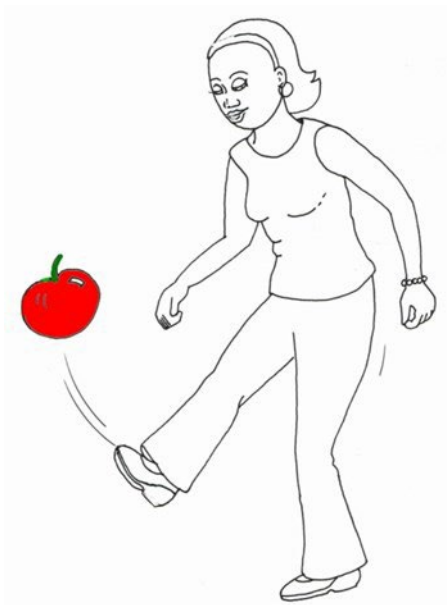
The girl is kicking a cup



The girl is kicking a train



The girl is kicking a shoe

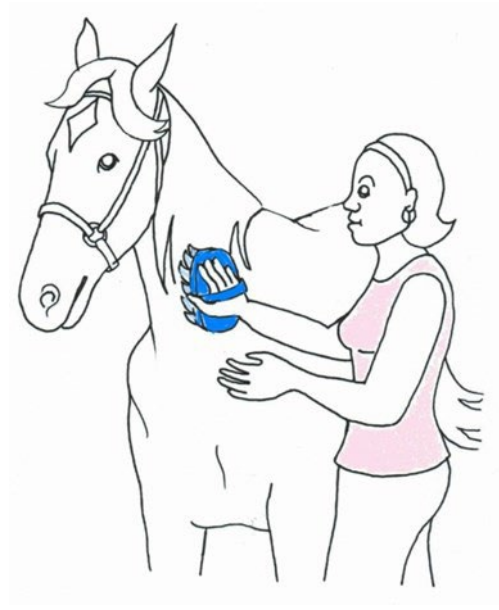


The woman is kicking
an apple

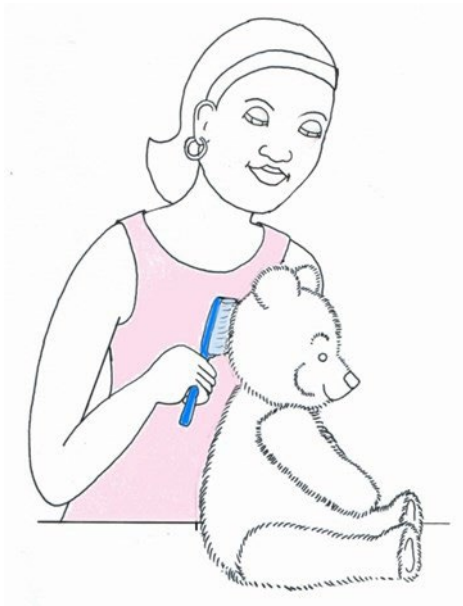
Set F — Brushing



The woman is brushing a cat



The woman is brushing a horse



The woman is brushing a teddy

Well Done!

You looked and listened
really well!



Cut out this star and stick it on your track

It goes on number 7. It looks
like this:

