

B **E** **S** **T**

Building
Early
Sentences
Therapy




4

Listen to Learn
Homework Booklet




Homework guide

These homework packs have been designed to support the language skills your child is learning during the BEST sessions by giving them **extra listening opportunities in a different setting**. There is one booklet for each of the 16 BEST sessions containing the same sentences used in the session. Try to spend **5-10 minutes each day** (or as often as you can!) going through the booklets with your child. You can scan the QR code at the bottom for a video showing what to do and follow the tips below. Make sure your child's teacher gives you a new homework booklet after each BEST session.



"Let's look at some pictures together!"

- Point to each picture in turn and leave a short gap to see if your child wants to describe the picture, **but don't ask them to describe it**.
- If your child describes the picture but misses out a word or uses an incorrect word **don't correct it, say the correct sentence in full after your child has spoken. The most important thing is that your child hears the full sentence**.
- If your child says nothing **don't prompt them, just say the full sentence**.
- It is important that you **do not ask your child to repeat the sentence after you have spoken**.
- Your child does not have to be looking at you or at the pictures, as long as they can hear the sentence.



Child: "Girl sitting"
Adult: "Yes! The girl is sitting."



Set A — Laughing



The baby is laughing



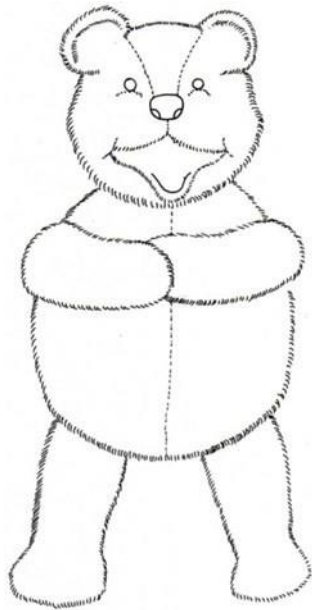
The woman is laughing



The boy is laughing



The girl is laughing



The teddy is laughing

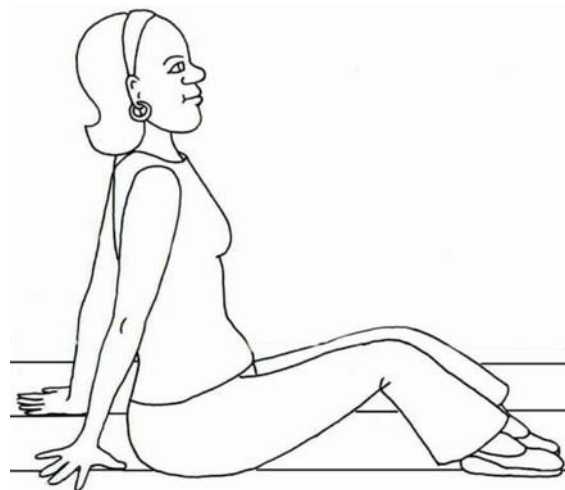


The man is laughing

Set A — Sitting



The man is sitting




The woman is sitting



The boy is sitting



The girl is sitting




The teddy is sitting




The baby is sitting

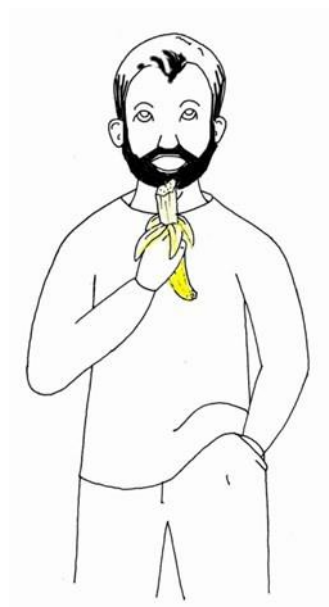
Set C—Eating



The man is eating an apple




The man is eating an orange




The man is eating a banana



The man is eating a carrot

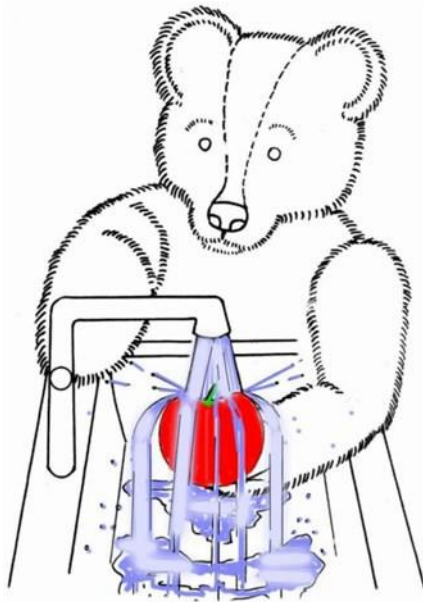


The man is eating an lolly

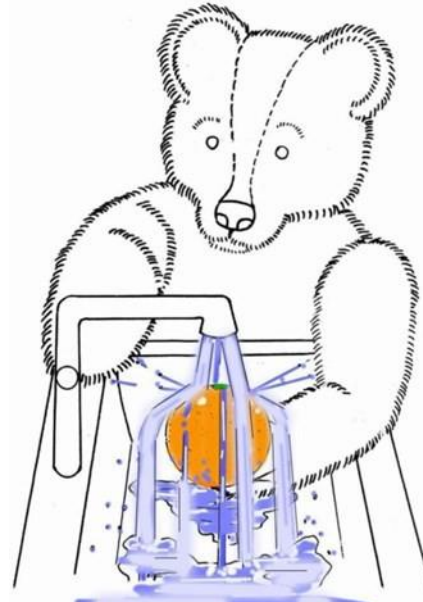


The teddy is eating a banana

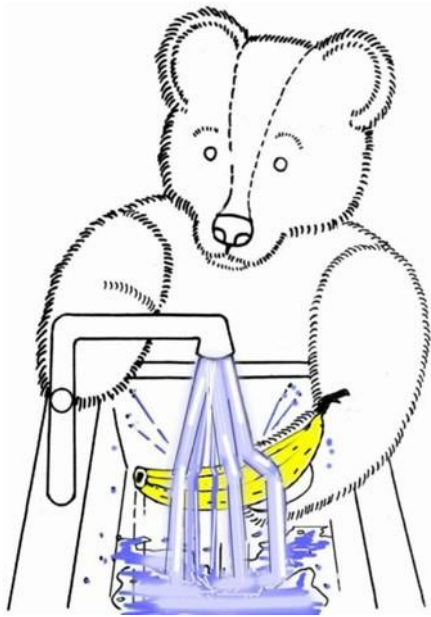
Set B — Washing




The teddy is washing
an apple



The teddy is washing
an orange



The teddy is washing a
banana



The teddy is washing a
carrot



The teddy is washing a
spoon



The teddy is washing a
cup

Set D — Riding



The boy is riding a cat



The boy is riding a horse



The boy is riding a bike



The baby is riding a bike


Set D — Smelling



The baby is smelling
an apple



The baby is smelling
a flower



The baby is smelling
an orange



The baby is smelling
a banana



The baby is smelling
a sock



The baby is smelling
a carrot

Well Done!

You looked and listened
really well



Cut out this star and stick it on your track

It goes on number 4. It looks
like this:

