

**BEST**

**Building  
Early  
Sentences  
Therapy**




**2**

*Listen to Learn  
Homework Booklet*




## Homework guide

These homework packs have been designed to support the language skills your child is learning during the BEST sessions by giving them **extra listening opportunities in a different setting**. There is one booklet for each of the 16 BEST sessions containing the same sentences used in the session. Try to spend **5-10 minutes each day** (or as often as you can!) going through the booklets with your child. You can scan the QR code at the bottom for a video showing what to do and follow the tips below. Make sure your child's teacher gives you a new homework booklet after each BEST session.



"Let's look at some pictures together!"

- Point to each picture in turn and leave a short gap to see if your child wants to describe the picture, **but don't ask them to describe it**.
- If your child describes the picture but misses out a word or uses an incorrect word **don't correct it, say the correct sentence in full after your child has spoken. The most important thing is that your child hears the full sentence.**
- If your child says nothing **don't prompt them, just say the full sentence.**
- It is important that you **do not ask your child to repeat the sentence after you have spoken.**
- Your child does not have to be looking at you or at the pictures, as long as they can hear the sentence.



Child: "Girl sitting"  
Adult: "Yes! The girl is sitting."



# Set A — Laughing



The baby is laughing



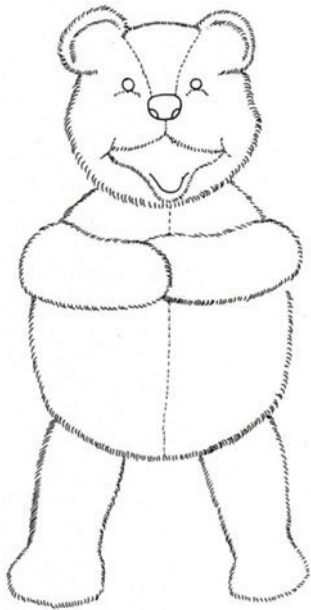
The woman is laughing



The boy is laughing



The girl is laughing



The teddy is laughing

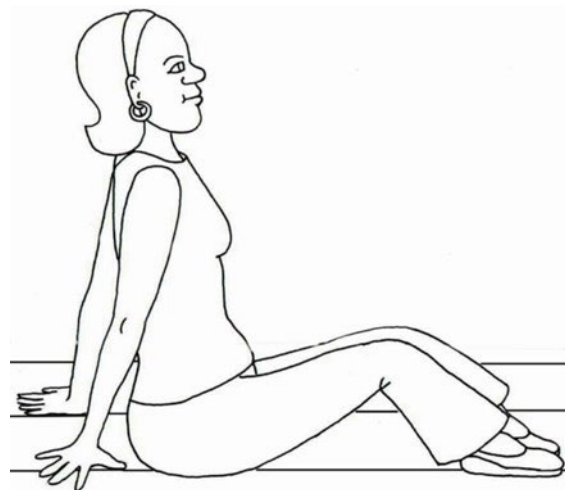


The man is laughing

**Set A — Sitting**



The man is sitting




The woman is sitting




The boy is sitting



The girl is sitting

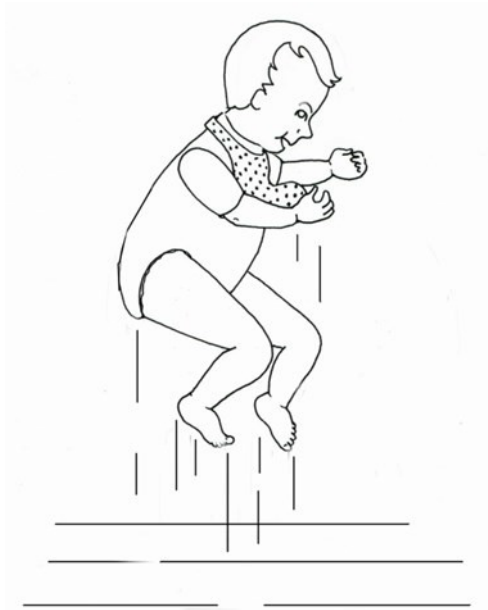


The teddy is sitting



The baby is sitting

## Set B — Jumping



The baby is jumping



The woman is jumping



The boy is jumping



The girl is jumping




The teddy is jumping




The man is jumping

## Set B — Walking

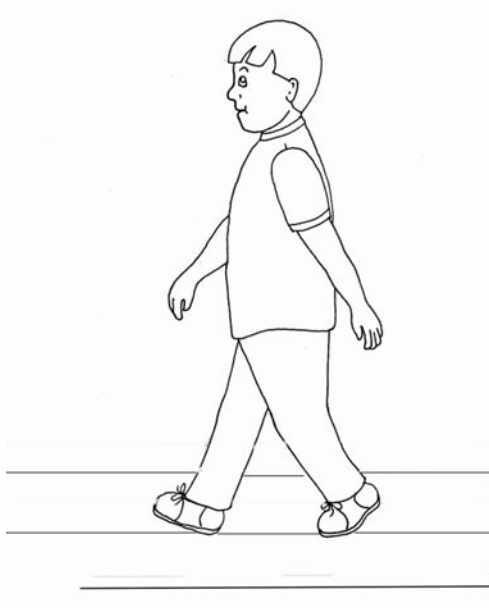


The man is walking



The woman is walking






The boy is walking



The girl is walking



The teddy is walking



The baby is walking



## Set E—Kissing



The boy is kissing a cat



The boy is kissing a horse



The boy is kissing  
a teddy



The boy is kissing a baby



The girl is kissing a baby

## Set E—Hugging



The girl is hugging a horse



The girl is hugging a teddy



The girl is hugging a baby



The girl is hugging a cat

# Well Done!

You looked and listened  
really well

You deserve a pat on the back!



Cut out this star and stick it on your track

It goes on number 2. It looks  
like this:

