

**B** **E** **S** **T**

**Building**  
**Early**  
**Sentences**  
**Therapy**



16

Listen to Learn  
Homework Booklet



## Homework guide

These homework packs have been designed to support the language skills your child is learning during the BEST sessions by giving them

**extra listening opportunities in a different setting.** There is one


booklet for each of the 16 BEST sessions containing the same

sentences used in the session. Try to spend **5-10 minutes each day**

(or as often as you can!) going through the booklets with your child. You can scan the QR code at


the bottom for a video showing what to do and follow the tips below. Make sure your child's teacher

gives you a new homework booklet after each BEST session.



"Let's look at some pictures together!"


- Point to each picture in turn and leave a short gap to see if your child wants to describe the picture, **but don't ask them to describe it.**
- If your child describes the picture but misses out a word or uses an incorrect word **don't correct it, say the correct sentence in full after your child has spoken. The most important thing is that your child hears the full sentence.**
- If your child says nothing **don't prompt them, just say the full sentence.**
- It is important that you **do not ask your child to repeat the sentence after you have spoken.**
- Your child does not have to be looking at you or at the pictures, as long as they can hear the sentence.



Child: "Girl sitting"  
Adult: "Yes! The girl is sitting."



# Set A — Laughing



The baby is laughing



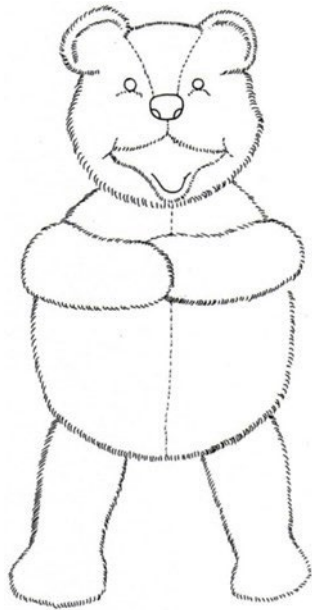
The woman is laughing



The boy is laughing



The girl is laughing



The teddy is laughing



The man is laughing

### Set A — Sitting



The man is sitting




The woman is sitting



The boy is sitting



The girl is sitting

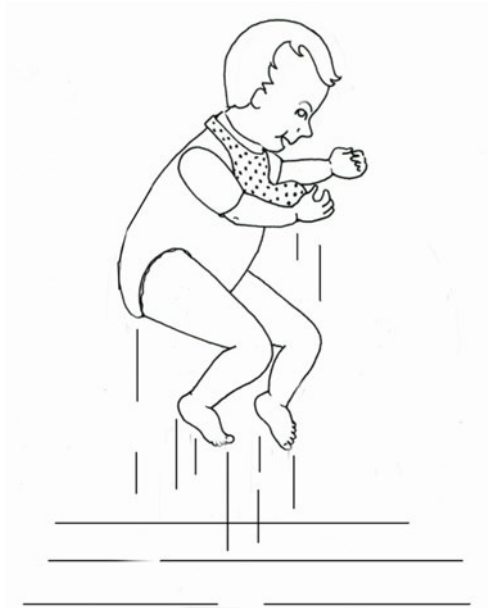


The teddy is sitting



The baby is sitting

# Set B — Jumping



The baby is jumping



The woman is jumping

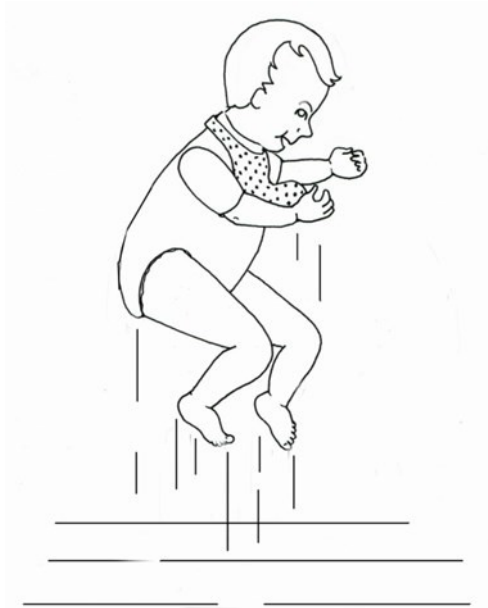


The boy is jumping



The girl is jumping

## Set B — Jumping



The baby is jumping



The woman is jumping



The boy is jumping




The girl is jumping






## Set B — Walking

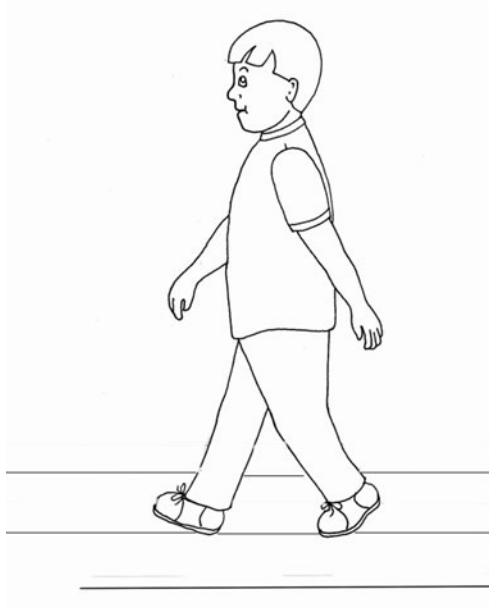


The man is walking



The woman is walking






The boy is walking



The girl is walking




The teddy is walking




The baby is walking


## Set C—Eating



The man is eating an apple




The man is eating an orange




The man is eating a banana



The man is eating a carrot

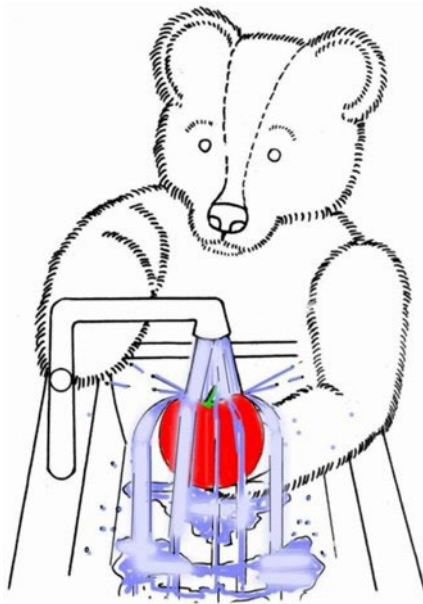


The man is eating a lolly

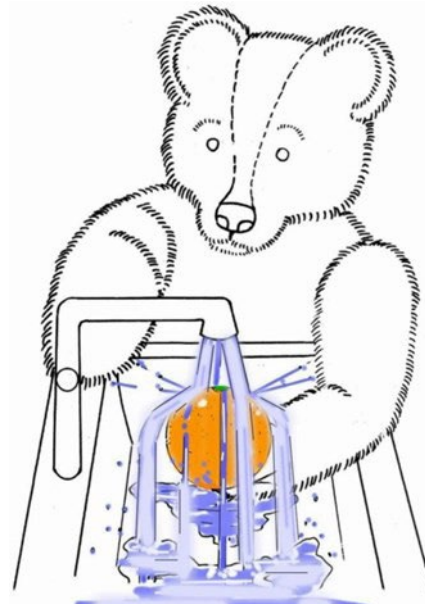


The teddy is eating a banana

## Set C — Washing




The teddy is washing  
an apple



The teddy is washing  
an orange




The teddy is washing a  
banana



The teddy is washing a  
carrot



The teddy is washing a  
spoon



The teddy is washing a  
cup

## Set D — Riding



The boy is riding a cat



The boy is riding a horse



The boy is riding a bike



The baby is riding a bike




## Set D — Smelling



The baby is smelling  
an apple



The baby is smelling  
a flower



The baby is smelling  
an orange



The baby is smelling  
a banana



The baby is smelling  
a sock



The baby is smelling  
a carrot

## Set E—Kissing



The boy is kissing a cat



The boy is kissing a horse





The boy is kissing a teddy



The boy is kissing a baby



The girl is kissing a baby

## Set E—Hugging



The girl is hugging a horse



The girl is hugging a teddy




The girl is hugging a baby



The girl is hugging a cat


## Set F—Kicking



The girl is kicking an apple



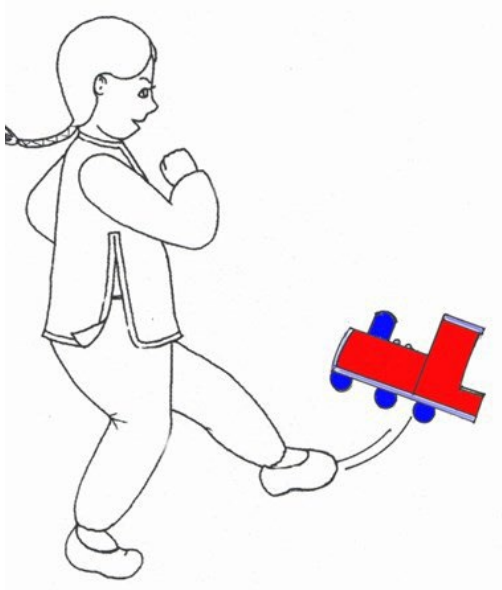
The girl is kicking an orange



The girl is kicking a ball



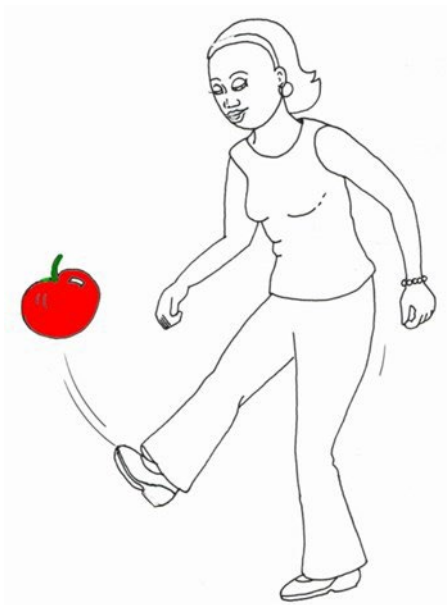
The girl is kicking a cup



The girl is kicking a train



The girl is kicking a shoe

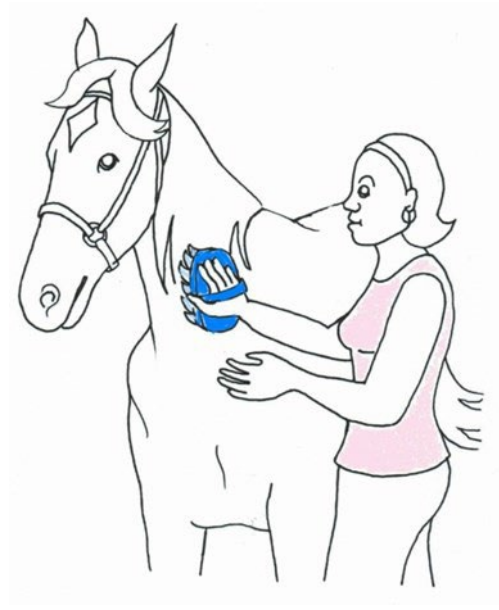


The woman is kicking  
an apple

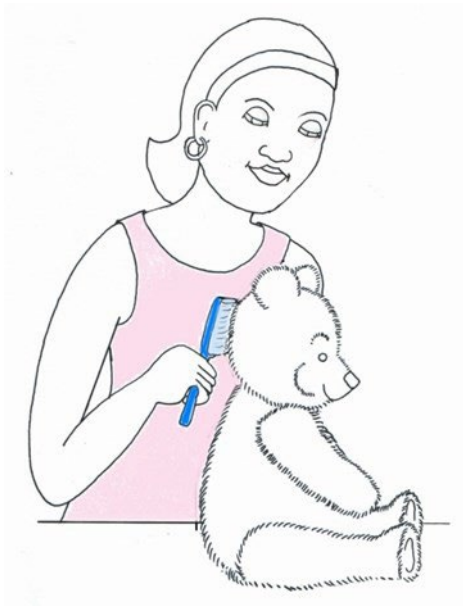
## Set F — Brushing



The woman is brushing a cat




The woman is brushing a horse



The woman is brushing a teddy


## Set G — Putting




The baby is putting a spoon  
on the table



The baby is putting a cup on  
the table



The baby is putting a flower  
on the table



The baby is putting a key on  
the table





The man is putting a phone  
on the table



The man is putting a spoon  
on the bed



The man is putting a key on  
the bed



The man is putting a phone  
on the bed



The man is putting a flower  
on the bed



The man is putting a cup on  
the bed

## Set H—Pouring



The man is pouring  
milk into a cup



The man is pouring  
milk into a shoe



The baby is pouring  
milk into a box



The baby is pouring  
juice into a cup



The baby is pouring  
juice into a shoe



The baby is pouring  
juice into a box

## Set I — Putting



The man is putting a spoon  
on the bed



The man is putting a cup on  
the bed



The man is putting a flower  
on the bed



The man is putting a key on  
the bed



The baby is putting a phone  
on the bed



## Set I — Putting



The baby is pouring  
juice into a cup

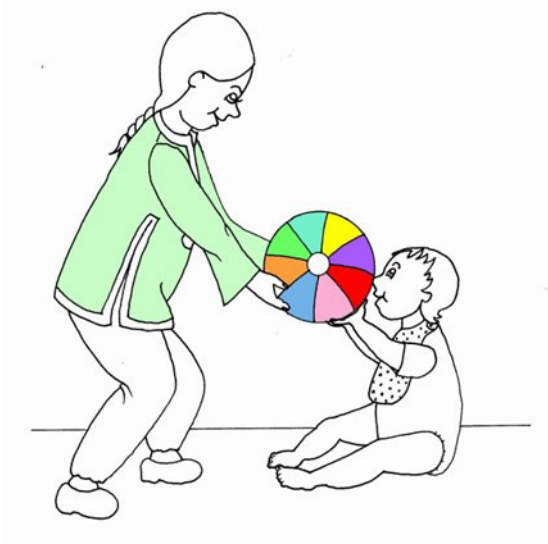


The baby is pouring  
juice into a box

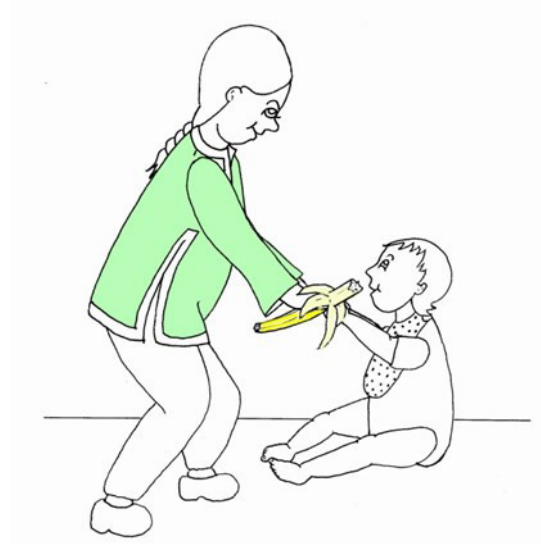


The baby is pouring  
juice into a shoe

## Set J—Giving




The girl is giving a ball  
to the baby




The girl is giving a banana  
to the baby




The girl is giving a phone  
to the baby



The girl is giving a lolly  
to the baby



The boy is giving an apple to the baby




The boy is giving a ball to the woman




The boy is giving a banana to the woman



The boy is giving a phone to the woman

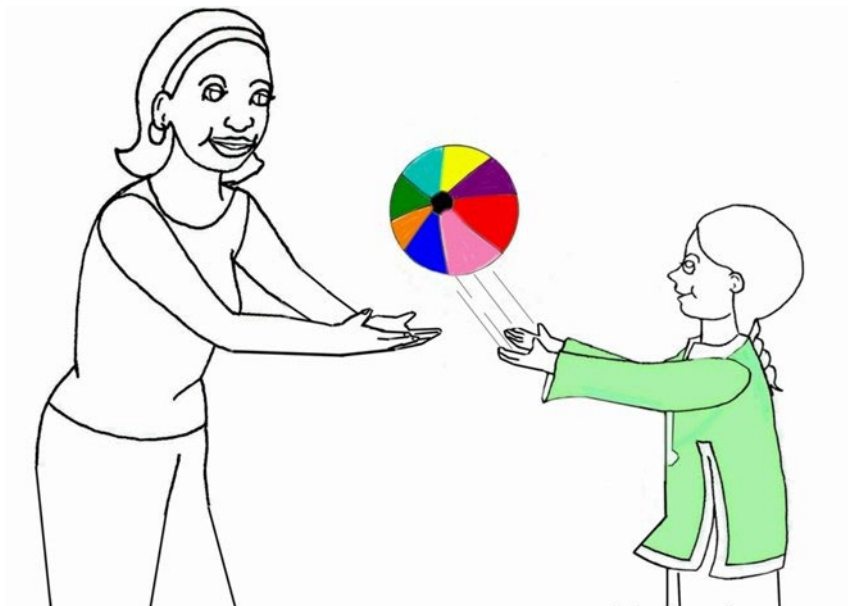


The boy is giving a lolly  
to the woman

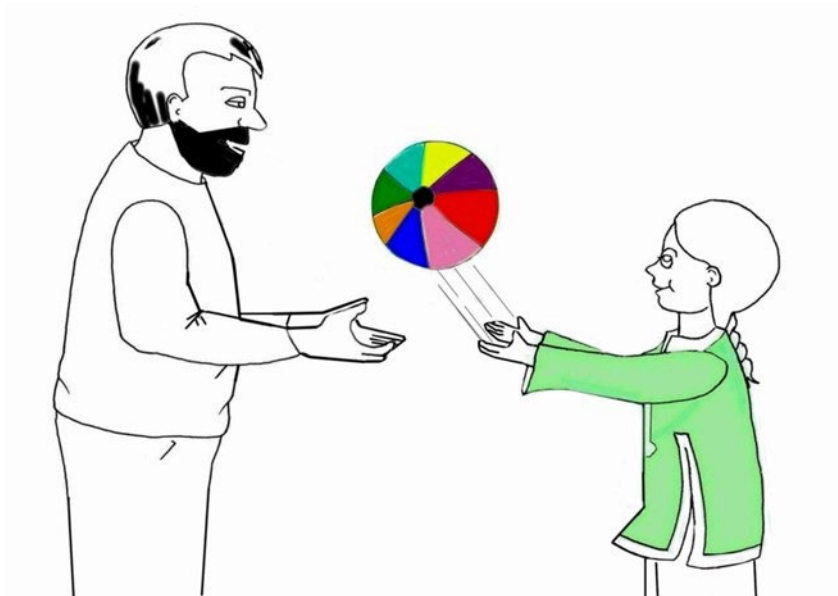


The boy is giving an apple to  
the woman

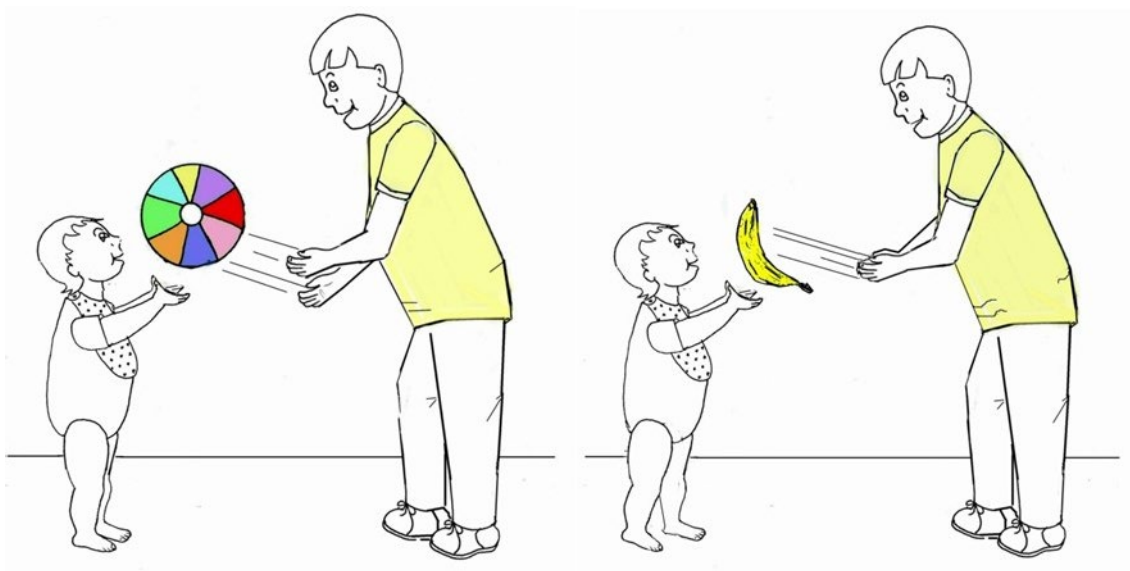
## Set K — Throwing



The girl is throwing a ball to  
the woman



The girl is throwing a ball to the man




The boy is throwing a ball to the baby

The boy is throwing a banana to the baby

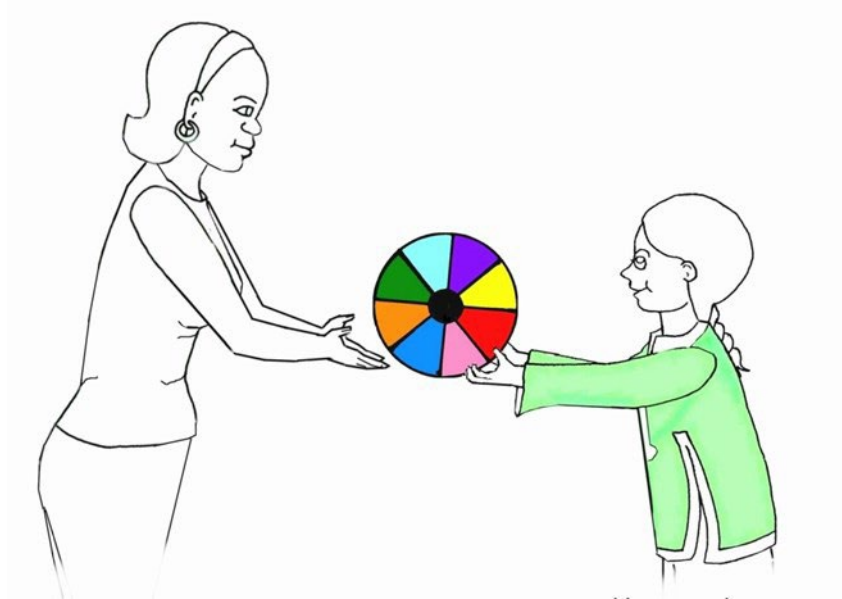


The boy is throwing a  
banana to the man



The boy is throwing a  
banana to the woman

## Set L — Giving



The girl is giving a ball to the woman

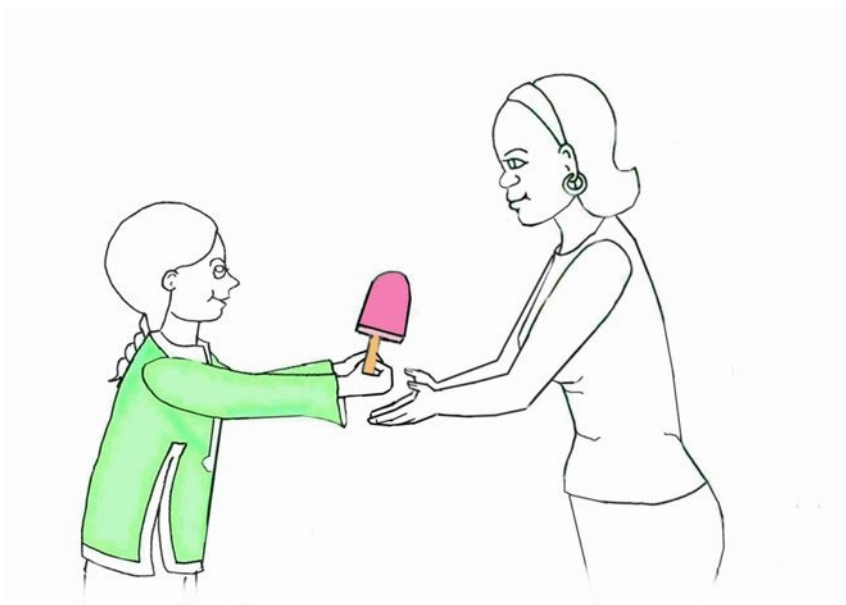


The girl is giving a banana to the woman






The girl is giving a phone to the woman




The girl is giving a lolly to the woman




The girl is giving a lolly to the woman


## Set L — Throwing



The boy is throwing a ball to the woman



The boy is throwing a ball to the man



The boy is throwing a ball to the baby

# Well Done!

You looked and listened  
really well

How about a little dance?



Cut out this star and stick it on your track

It goes on number 16. It  
looks like this:

