


B **E** **S** **T**

Building
Early
Sentences
Therapy




15

Listen to Learn
Homework Booklet




Homework guide

These homework packs have been designed to support the language skills your child is learning during the BEST sessions by giving them **extra listening opportunities in a different setting**. There is one booklet for each of the 16 BEST sessions containing the same sentences used in the session. Try to spend **5-10 minutes each day** (or as often as you can!) going through the booklets with your child. You can scan the QR code at the bottom for a video showing what to do and follow the tips below. Make sure your child's teacher gives you a new homework booklet after each BEST session.



“Let’s look at some pictures together!”

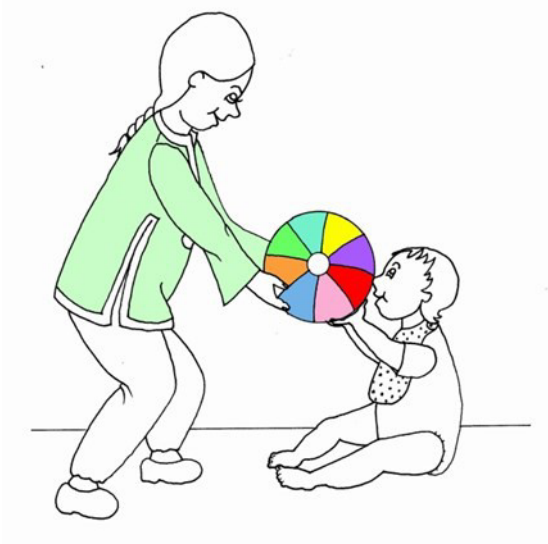
- Point to each picture in turn and leave a short gap to see if your child wants to describe the picture, **but don’t ask them to describe it**.
- If your child describes the picture but misses out a word or uses an incorrect word **don’t correct it say the correct sentence in full after your child has spoken. The most important thing is that your child hears the full sentence.**
- If your child says nothing **don’t prompt them, just say the full sentence.**
- It is important that you **do not ask your child to repeat the sentence after you have spoken.**
- Your child does not have to be looking at you or at the pictures, as long as they can hear the sentence.



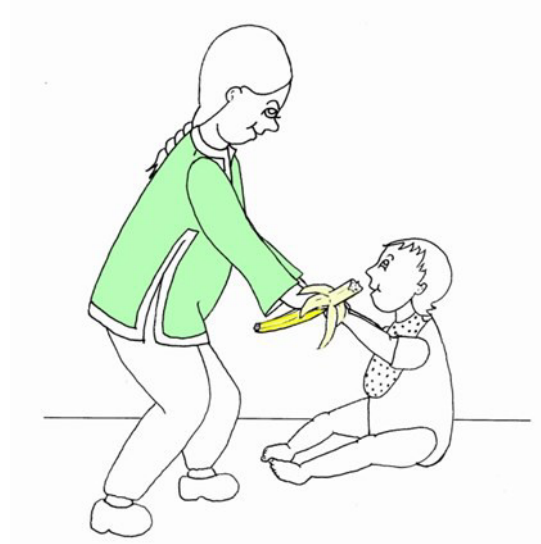
Child: “Girl sitting”
Adult: “Yes! The girl is sitting.”



Set J—Giving



The girl is giving a ball
to the baby




The girl is giving a banana
to the baby




The girl is giving a phone
to the baby



The girl is giving a lolly
to the baby



The boy is giving an apple to the baby




The boy is giving an ball to the woman




The boy is giving a banana to the woman



The boy is giving a phone to the woman

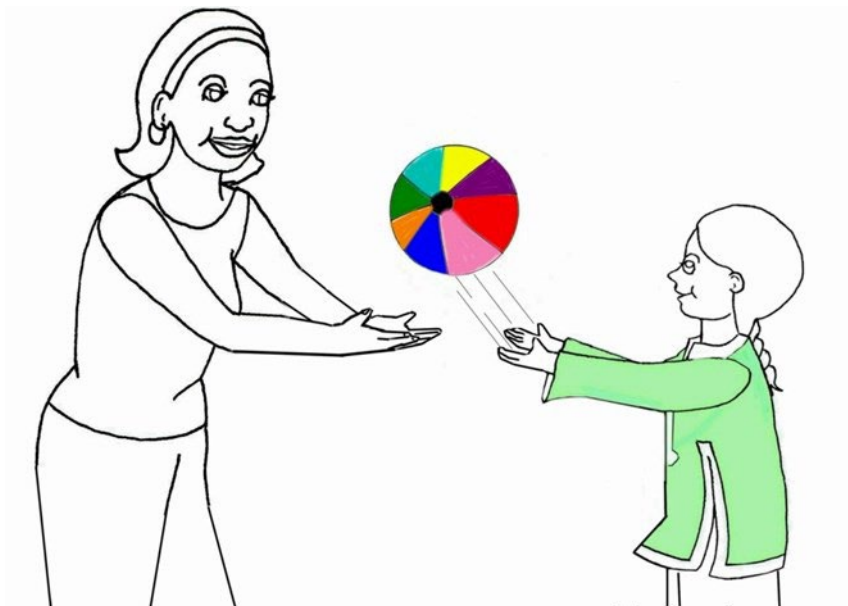


The boy is giving a lolly
to the woman

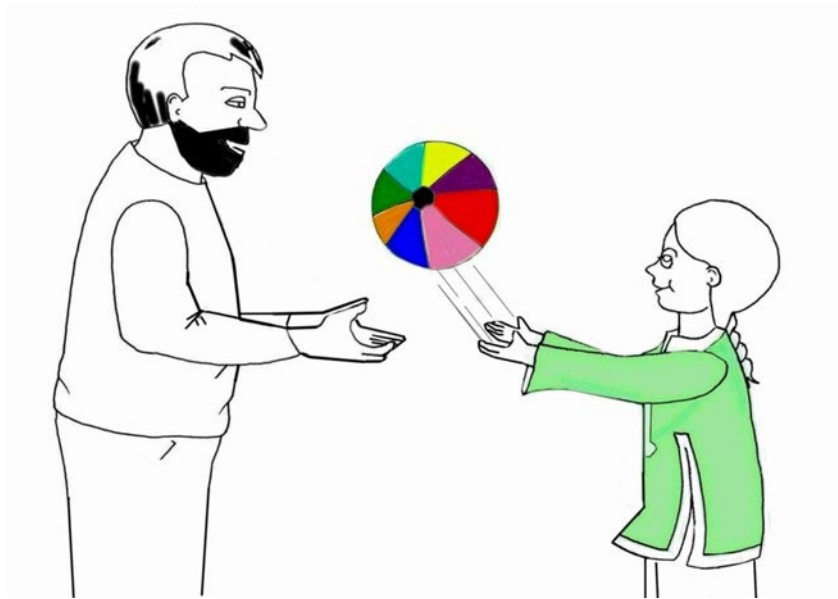


The boy is giving an apple to
the woman

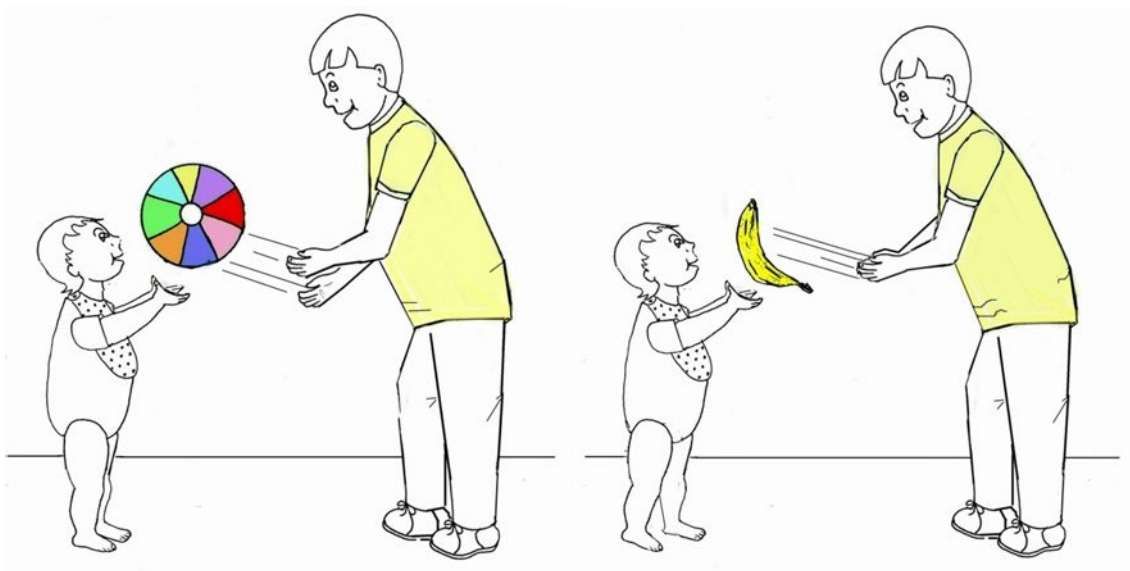
Set K — Throwing



The girl is throwing a ball to
the woman



The girl is throwing a ball to the man




The boy is throwing a ball to the baby

The boy is throwing a banana to the baby

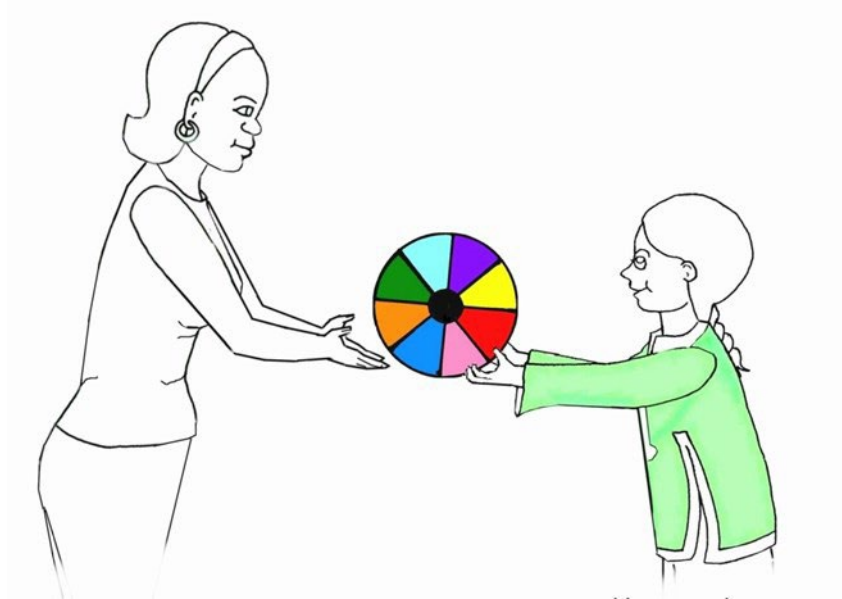


The boy is throwing a banana to the man




The boy is throwing a banana to the woman

Set L — Giving



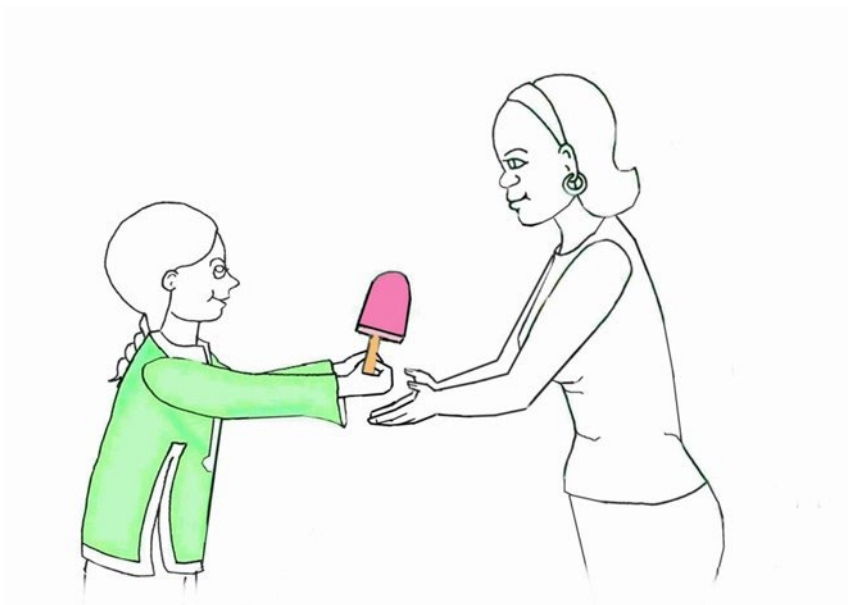
The girl is giving a ball to the woman




The girl is giving a banana to the woman



The girl is giving a phone to the woman




The girl is giving a lolly to the woman




The girl is giving a lolly to the woman


Set L — Throwing



The boy is throwing a ball to the woman



The boy is throwing a ball to the man



The boy is throwing a ball to the baby

Well Done!

You looked and listened
really well

You deserve a high-five!



Cut out this star and stick it on your track

It goes on number 15. It
looks like this:

