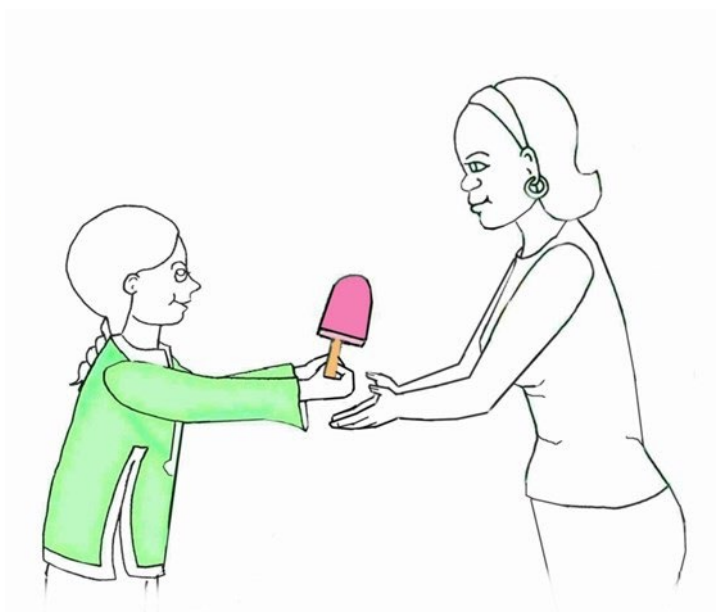


**B** **E** **S** **T**

**Building**  
**Early**  
**Sentences**  
**Therapy**



14

*Listen to Learn*  
*Homework Booklet*


**B** **E** **S** **T**

## Homework guide

These homework packs have been designed to support the language skills your child is learning during the BEST sessions by giving them **extra listening opportunities in a different setting**. There is one


booklet for each of the 16 BEST sessions containing the same sentences used in the session. Try to spend **5-10 minutes each day**

(or as often as you can!) going through the booklets with your child. You can scan the QR code at the bottom for a video showing what to do and follow the tips below. Make sure your child's teacher gives you a new homework booklet after each BEST session.



"Let's look at some pictures together!"

- Point to each picture in turn and leave a short gap to see if your child wants to describe the picture, **but don't ask them to describe it**.
- If your child describes the picture but misses out a word or uses an incorrect word **don't correct it, say the correct sentence in full after your child has spoken. The most important thing is that your child hears the full sentence**.
- If your child says nothing **don't prompt them, just say the full sentence**.
- It is important that you **do not ask your child to repeat the sentence after you have spoken**.
- Your child does not have to be looking at you or at the pictures, as long as they can hear the sentence.



Child: "Girl sitting"  
Adult: "Yes! The girl is sitting."



SCAN ME



## Set E—Kissing



The boy is kissing a cat



The boy is kissing a horse



The boy is kissing  
a teddy



The boy is kissing a baby



The girl is kissing a baby

## Set E—Hugging



The girl is hugging a horse



The girl is hugging a teddy



The girl is hugging a baby



The girl is hugging a cat


## Set C—Eating



The man is eating an apple




The man is eating an orange




The man is eating a banana



The man is eating a carrot



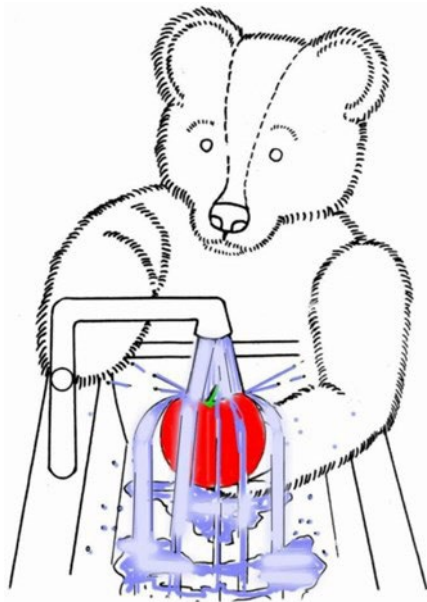
The man is eating an lolly



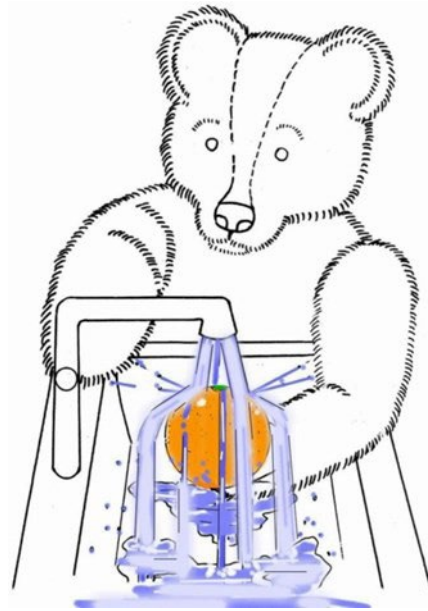
The teddy is eating a banana



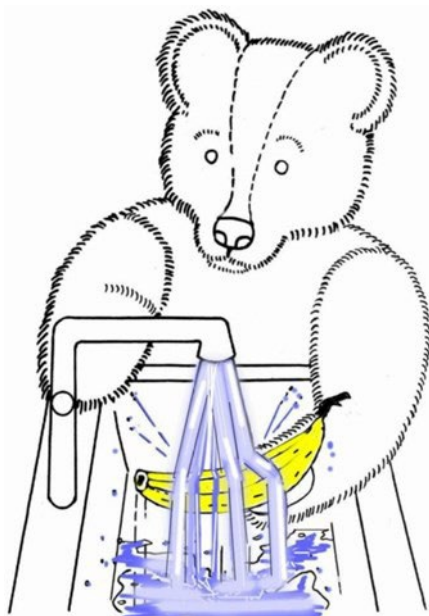
## Set C — Washing




The teddy is washing  
an apple



The teddy is washing  
an orange



The teddy is washing a  
banana




The teddy is washing a  
carrot



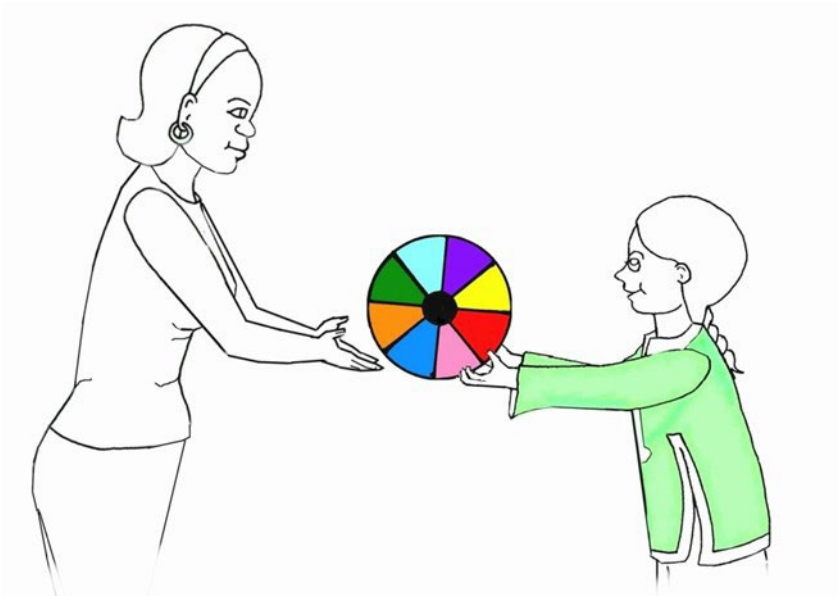


The teddy is washing a spoon



The teddy is washing a cup

## Set L — Giving



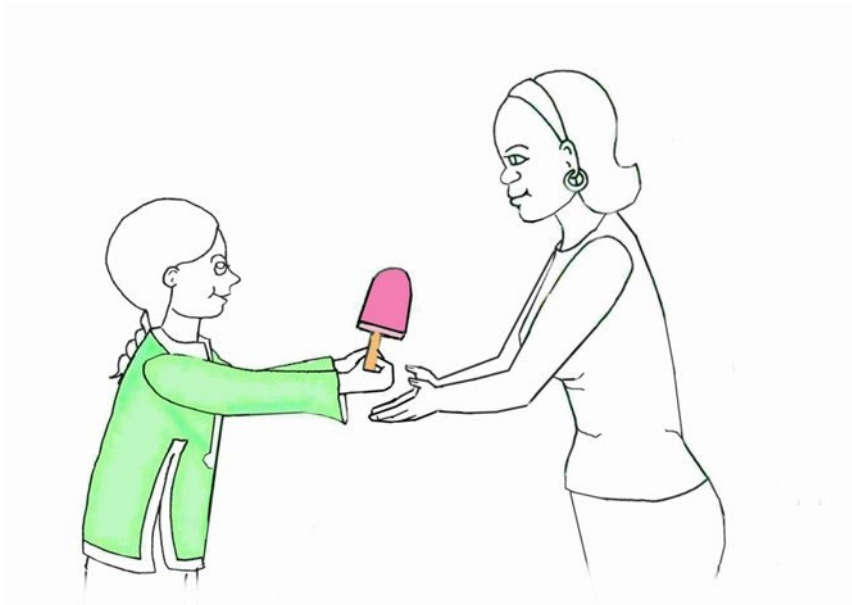
The girl is giving a ball to the woman




The girl is giving a banana to the woman



The girl is giving a phone to the woman




The girl is giving a lolly to the woman




The girl is giving a lolly to the woman


## Set L — Throwing



The boy is throwing a ball to the woman



The boy is throwing a ball to the man



The boy is throwing a ball to  
the baby







# Well Done!

You looked and listened  
really well

You deserve a high-five!



Cut out this star and stick it on your track

It goes on number 14. It  
looks like this:

