

**B** **E** **S** **T**

**Building**  
**Early**  
**Sentences**  
**Therapy**



13

*Listen to Learn*  
*Homework Booklet*



## Homework guide

These homework packs have been designed to support the language

skills your child is learning during the BEST sessions by giving them

**extra listening opportunities in a different setting.** There is one

booklet for each of the 16 BEST sessions containing the same

sentences used in the session. Try to spend **5-10 minutes each day**

(or as often as you can!) going through the booklets with your child. You can scan the QR code at

the bottom for a video showing what to do and follow the tips below. Make sure your child's teacher

gives you a new homework booklet after each BEST session.



- Point to each picture in turn and leave a short gap to see if your child wants to describe the picture, **but don't ask them to describe it.**

- If your child describes the picture but misses out a word or uses an incorrect word **don't correct it, say the correct**

**sentence in full after your child has spoken. The most**

**important thing is that your child hears the full**

**sentence.**


- If your child says nothing **don't prompt them, just say the full sentence.**

- It is important that you **do not ask your child to repeat the sentence after you have spoken.**


- Your child does not have to be looking at you or at the pictures, as long as they can hear the sentence.



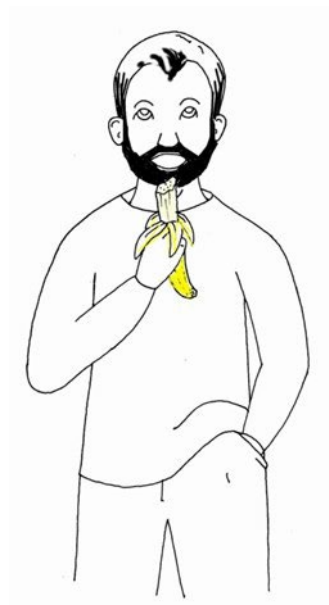
# Set C—Eating



The man is eating an apple




The man is eating an orange




The man is eating a banana



The man is eating a carrot

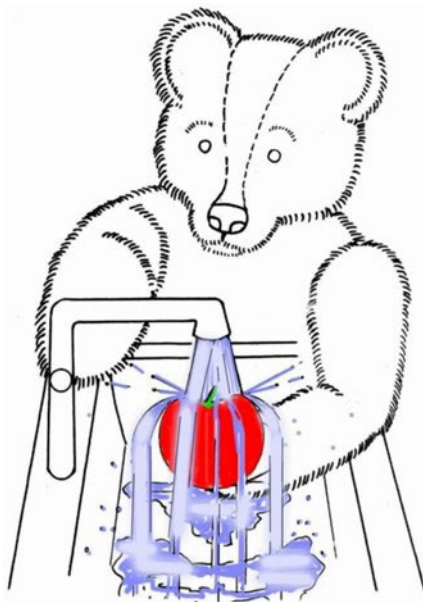


The man is eating an lolly

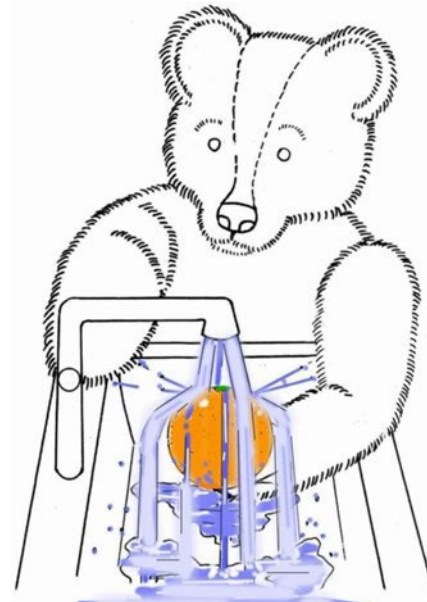


The teddy is eating a banana

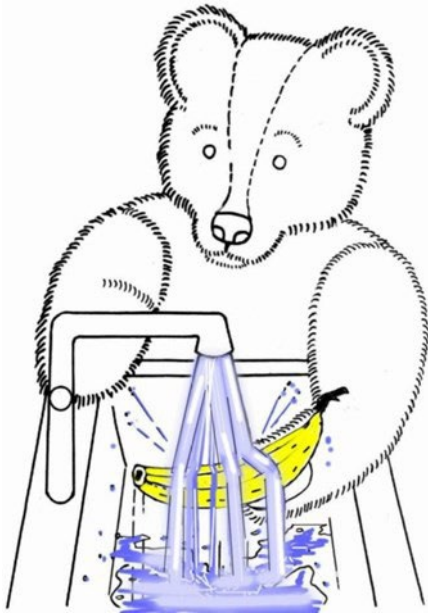
## Set C — Washing




The teddy is washing  
an apple



The teddy is washing  
an orange



The teddy is washing a  
banana



The teddy is washing a  
carrot




The teddy is washing a  
spoon



The teddy is washing a  
cup


## Set F—Kicking




The girl is kicking an apple



The girl is kicking an orange

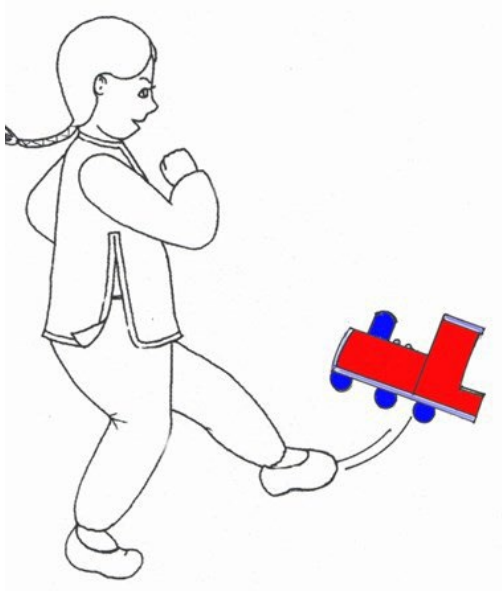


The girl is kicking a ball

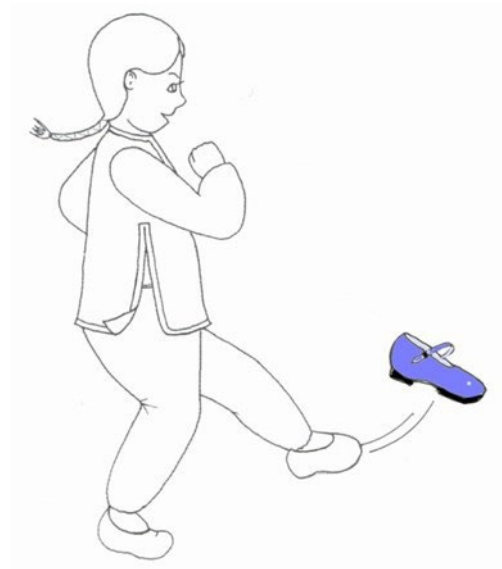


The girl is kicking a cup

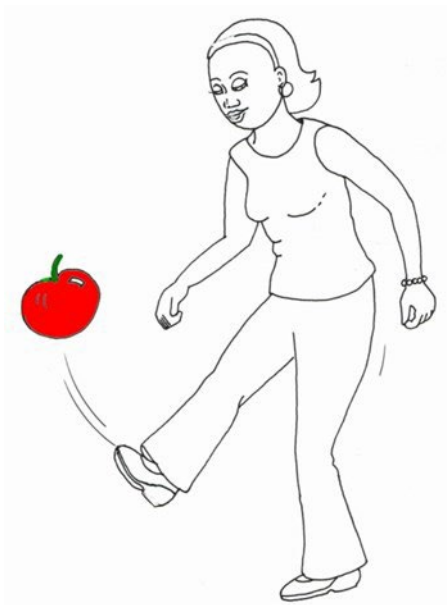




The girl is kicking a train



The girl is kicking a shoe

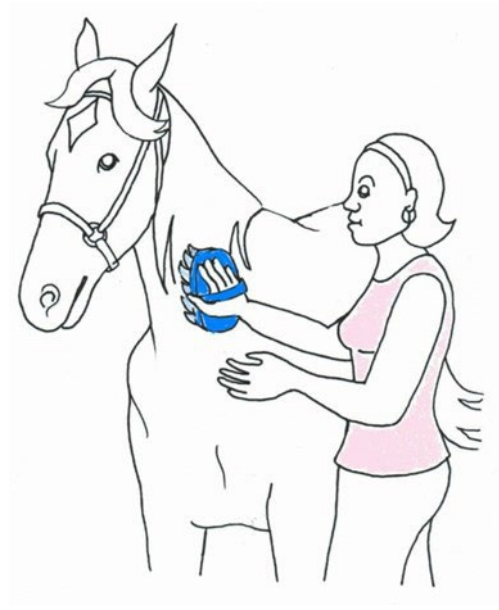


The woman is kicking  
an apple

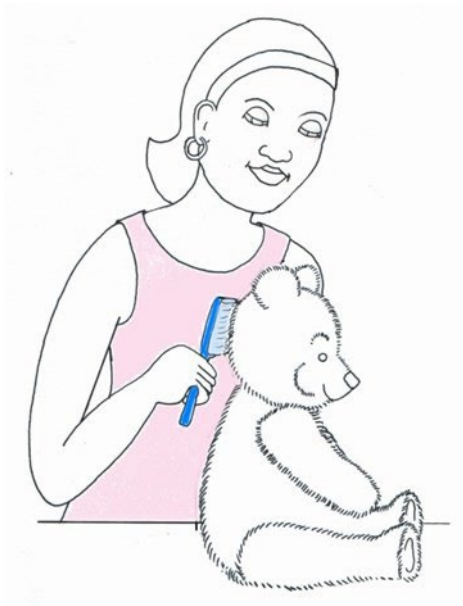
## Set F — Brushing



The woman is brushing a cat



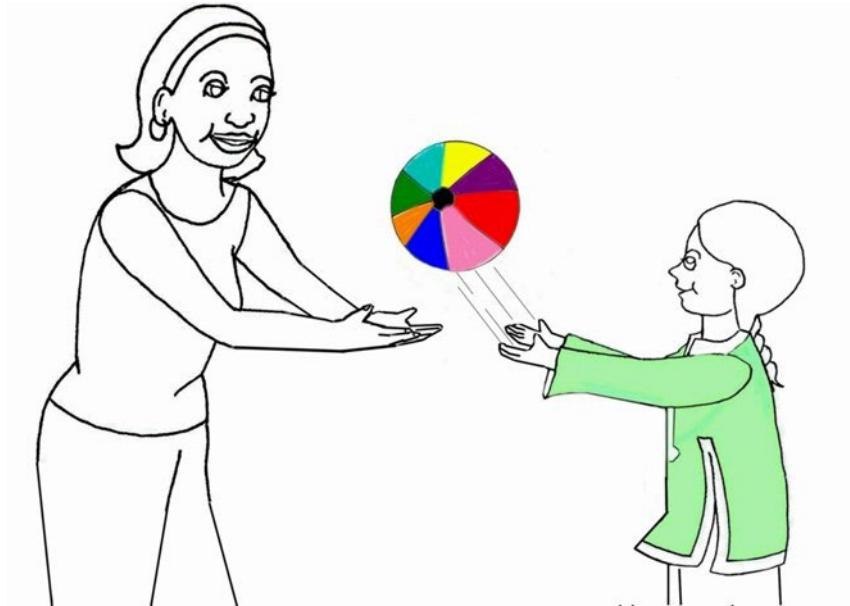
The woman is brushing a horse



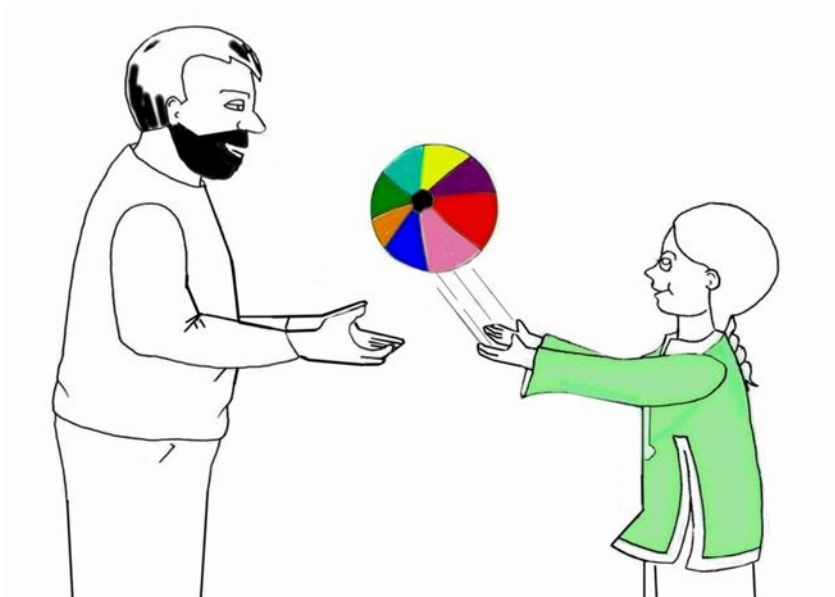
The woman is brushing a teddy



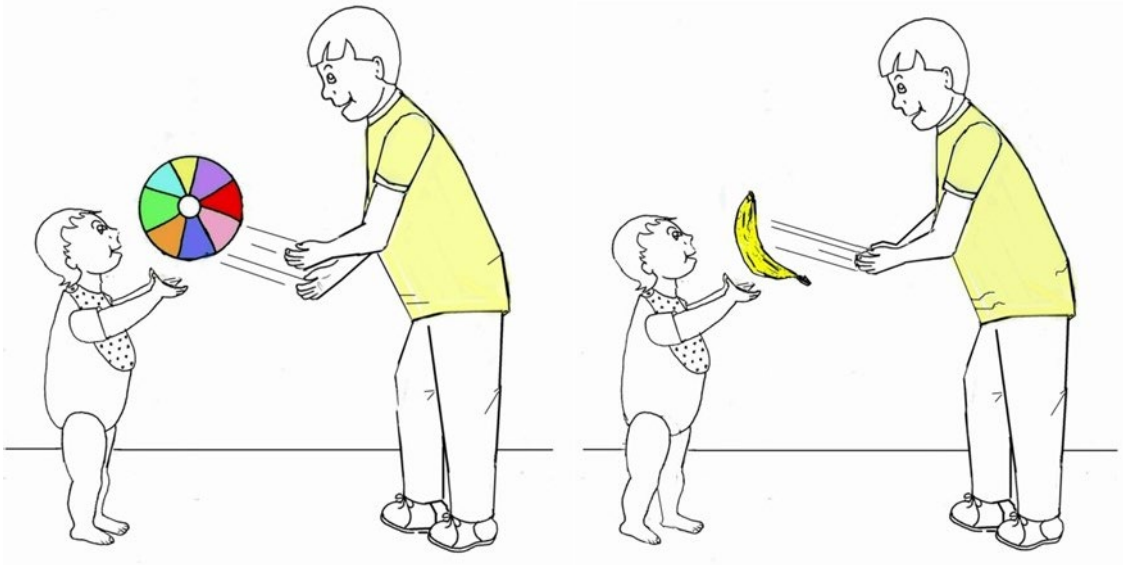
## Set K — Throwing



The girl is throwing a ball to  
the woman



The girl is throwing a ball to  
the man




The boy is throwing a ball to the baby

The boy is throwing a banana to the baby



The boy is throwing a banana to the man



The boy is throwing a  
banana to the woman

# Well Done!

You looked and listened  
really well!



Cut out this star and stick it on your track

It goes on number 13. It  
looks like this

